

Pumice

Isokern – Pumice Liner & Chimney System







6.2

Isokern

Suitable for: Woodburning, Solid Fuel, Gas & Oil

Designation Number: DM system – TT450 N1 D 3 G(00), Liner system – T600 N2 D 3 G

Condensing	Locking Bands Req.	Locking Bands Inc.	Distance to Combustibles	Material	Insulation Thickness	Manufacturer	Manufactured in the UK	Warranty
X	✓ Only for Bends	X	0 on straight systems with ventilated terminal, 38mm on offset & unventilated systems	Pumice	–	Schiedel	X	10 years

Product Description	Diameter	Part No.	Price
Liner & Accessories			
 Stainless Steel Adaptor Adaptor from connecting flue pipe to Support Block	125mm	40U00130	£48.39
	150mm	40U00150	£54.03
	175mm	40U00175	£56.80
	200mm	40U00200	£59.52
	225mm	40U00225	£66.85
	250mm	40U00250	£102.54
 Increasing Stainless Steel Adaptor Increasing Adaptor from connecting flue pipe to Liner Support Block	125 – 150mm	40I125150	£60.51
	150 – 175mm	40I150175	£68.75
	150 – 200mm	40I150200	£68.75
	175 – 200mm	40I175200	£68.75
	200 – 225mm	40I200225	£72.63
 Liner Support Block Square Support Block with lower spigot for Adaptor connection	150mm	40C40120	£31.68
	175mm	40C40122	£37.27
	200mm	40C40121	£42.86
	225mm	4040127	£57.96
	250mm	4040150	£62.92
 Support Plate Used underneath the Liner Support Block and Liners above lintel	150mm	40SP200	£39.49
	175 / 200mm	40SP250	£45.85
	 Support Lintel Pair – 1500 x 140 x 140mm. Max load 3250kg		40LSL
 600mm Rebated Liner Round straight length Liner	150mm	4010015	£33.64
	175mm	4010017	£40.31
	200mm	4010020	£41.96
	225mm	4010022	£54.79
	250mm	4010025	£61.90
300mm	4010030	£79.87	

Product Description	Diameter	Part No.	Price
 45° Bend Liner bend used to change flue direction	150mm	4010812	£45.53
	175mm	4010815	£59.05
	200mm	4010818	£61.32
	225mm	4010821	£72.63
	250mm	4010824	£88.82
	300mm	4010827	£111.33
 15° Bend Liner bend used to change flue direction	150mm	4010810	£45.53
	175mm	4010813	£59.05
	200mm	4010816	£61.92
	225mm	4010819	£72.63
	250mm	4010822	£88.82
 30° Bend Liner bend used to change flue direction	150mm	4010811	£45.53
	175mm	4010814	£59.05
	200mm	4010817	£61.32
	225mm	4010820	£72.63
	250mm	4010823	£88.82
 45° T Liner Allows sweeping access below flue connection. 600mm high	150mm	40T4510015	£121.51
	175mm	40T4510017	£126.59
	200mm	40T4510020	£133.00
 Steel Collars Liner collar used for extra support on offsets and cut lengths	150mm	4010216	£5.14
	175mm	4010217	£6.47
	200mm	4010220	£6.67
	225mm	4010222	£8.06
	250mm	4010225	£9.27
 Rebated Access Block Used in conjunction with either the Soot Door or Insulated Plug	150mm	4010415	£18.60
	175 / 200mm	4010420	£35.37
 Leca (50 litres) Used to insulate the pumice liners by backfilling the chimney		4050301	£16.89

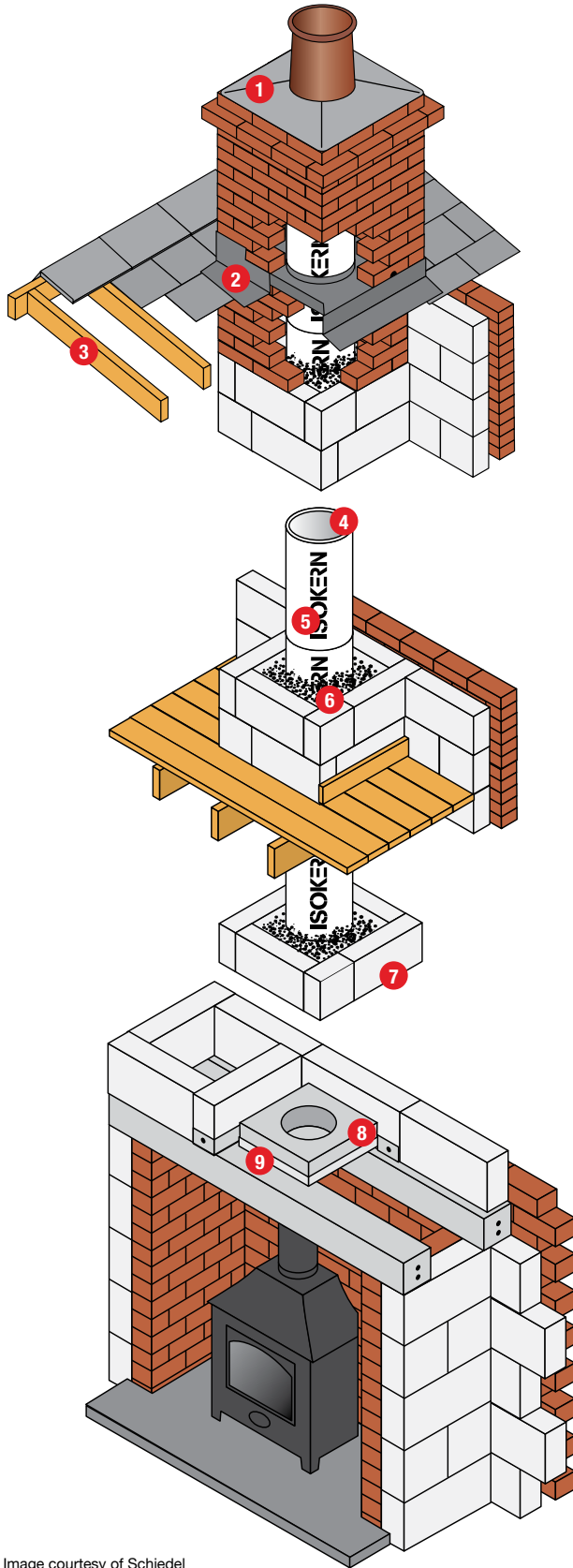


Image courtesy of Schiedel

- | | |
|---|---|
| <p>1 Sand/Cement flaunching around flue under or chimney pot</p> <p>2 Lead tray and flashing</p> <p>3 Structural timber 40mm from outside of chimney or 200mm from inside flue liner</p> <p>4 Joints sealed with lip glue</p> | <p>5 Standard flue liners with socket uppermost</p> <p>6 Void filled with Leca insulation mix</p> <p>7 7N Blockwork</p> <p>8 Support block for stove connection</p> <p>9 Support plate</p> |
|---|---|

Product Description	Diameter	Part No.	Price
 <p>Lip Glue Powdered pumice when mixed with water creates a glue for all joints</p>		4050303	£13.02
DM36			
 <p>Stainless Steel Adaptor Adaptor from connecting flue pipe to Support Block</p>	150mm	40U00150	£54.03
 <p>Increasing Stainless Steel Adaptor Increasing Adaptor from connecting flue pipe to Liner Support Block</p>	125 – 150mm	40I125150	£60.51
 <p>Support Block 360mm Square Support Block with lower spigot for Adaptor connection</p>	150mm	4040124	£42.79
 <p>Starter Flue Block 125mm high Used as the first block after the Support Block for the DM system to build up from</p>	150mm	40S801501	£21.08
 <p>360mm Square Casing 250mm high Outer casing used around every Flue Block</p>	150mm	40S803636	£24.50
 <p>Flue Block 250mm high Used inside the casings to create the inner liner</p>	150mm	40S801525	£21.08
 <p>360mm Square Access Casing 250mm high Square Casing with a 220mm id access hole</p>	150mm	40S803637	£42.02
 <p>360mm Square Casing & Soot Door 250mm high Square casing with soot door 250mm high</p>	150mm	40S803641	£157.58
 <p>45° Flue Entry Kit 4 Part Entry Kit allows entry into the system at a 135° angle 500mm high</p>	150mm	40S803645	£143.74
 <p>Offset Block 150mm high Used to create offsets within stack – equivalent of 30° angle</p>	150mm	4080143	£55.74
 <p>Corbel for Brickwork 75mm high 570mm Square Corbel for brickwork – used at rafter height to start brick stack surround</p>	150mm	4080113	£67.04

Product Description	Diameter	Part No.	Price
 Capping for Render Top Capping for use when rendering stack	150mm	4080320	£49.46
 Capping for Brickwork Top Capping for use on brickwork surrounding stack	150mm	4080321	£72.80
 Wall Tie Attaches external chimneys to structure at max intervals of 1.5m – 2 must be used each time		40CT0001	£6.63
 1m Reinforcement Rod Steel Reinforcement Rods needed for chimneys where height exceeds 1400mm above roof line see brochure for full details.		4040300	£9.97
 Lip Glue Powdered pumice when mixed with water creates a glue for all joints		4050303	£13.02
DM44			
 Stainless Steel Adaptor Adaptor from connecting flue pipe to Support Block	200mm	40U00200	£59.52
 Increasing Stainless Steel Adaptor Increasing Adaptor from connecting flue pipe to Liner Support Block	150 – 200mm	40I150200	£68.75
	175 – 200mm	40I175200	£68.75
 Support Block 440mm Square Support Block with lower spigot for Adaptor connection	180mm	4040126	£54.66
	200mm	4040128	£55.68
 Starter Flue Block 150mm high Used as the first block after the Support Block for the DM system to build up from	180mm	40S70226	£23.80
	200mm	40S70221	£24.26
 440mm Square Casing 300mm high Outer casing used around every Flue Block	180 / 200mm	40S44433	£32.57
 Flue Block 300mm high Used inside the casings to create the inner liner	180mm	40S70218	£27.31
	200mm	40S70220	£28.00

Free standing stove with external chimney and preformed flue entry kit

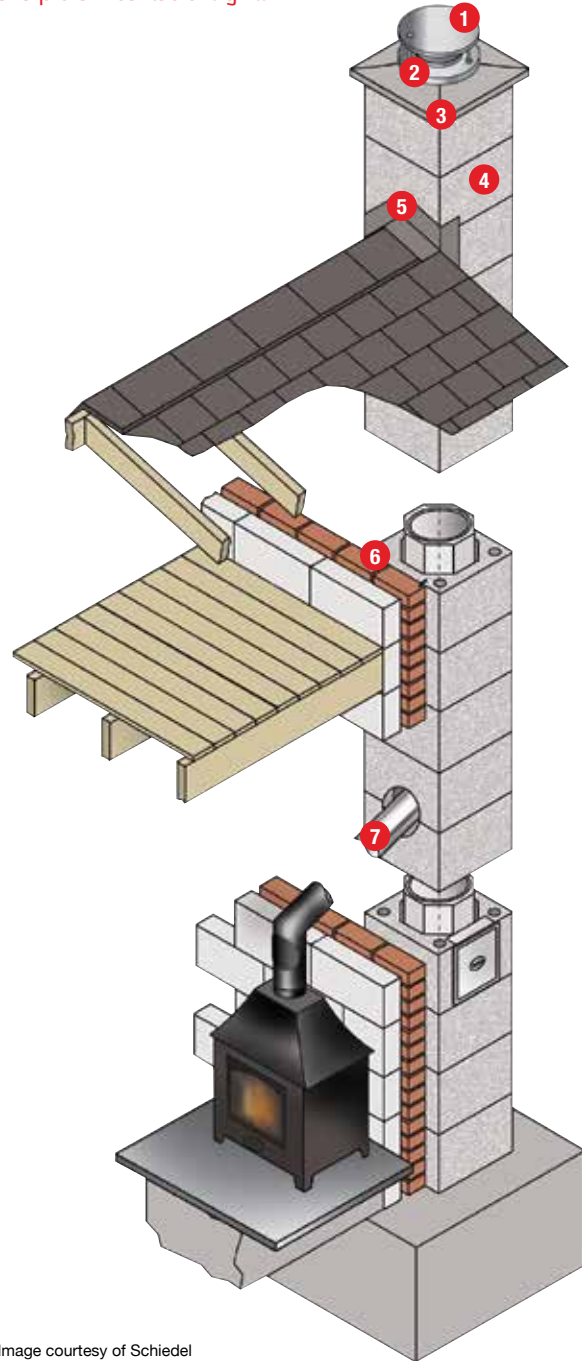


Image courtesy of Schiedel

- 1 Raincap
- 2 Top ring
- 3 Casing rendered above roof
- 4 Capping for rendered chimney stack
- 5 Lead flashing
- 6 2 x casing ties at maximum intervals of 1.5 metres
- 7 Flue pipe fitted into access casing at 45°

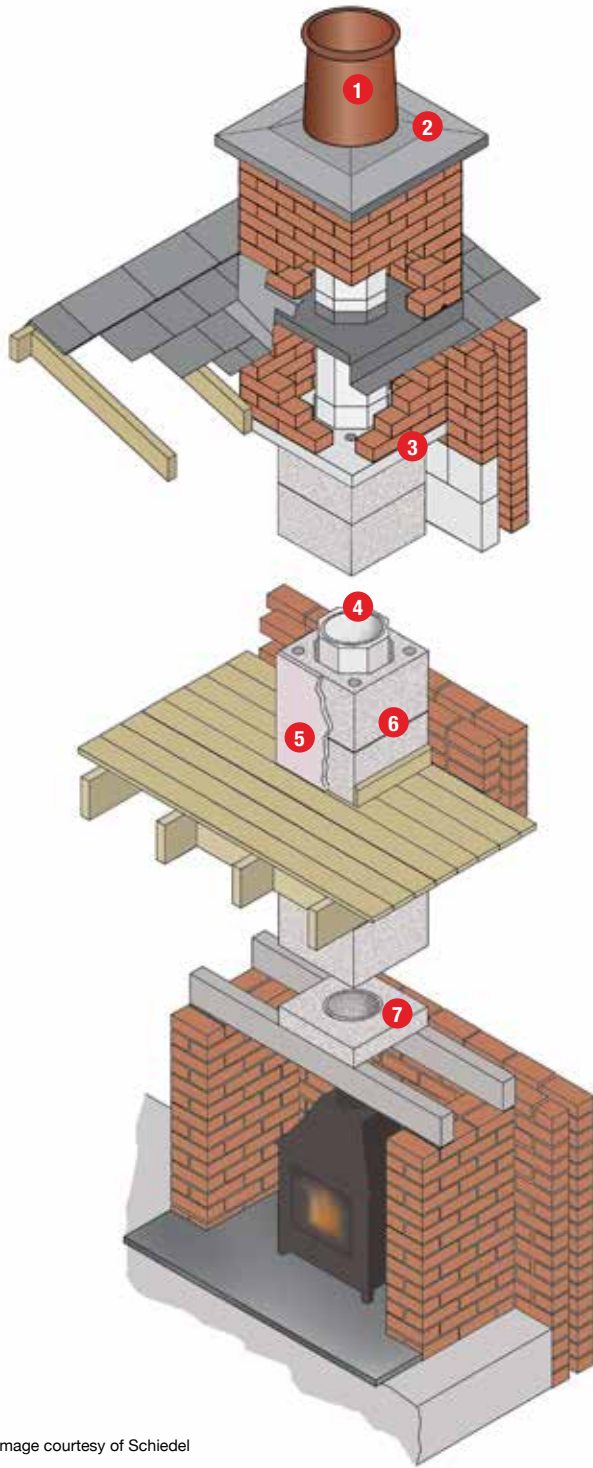


Image courtesy of Schiedel

- 1 Chimney Pot
- 2 Capping for brick chimney stack
- 3 Corbel for brick stock
- 4 Flue blocks installed with socket uppermost
- 5 Outer casings dry lined or plastered
- 6 Staggered joints between casing and flue block
- 7 Support block and adaptor for connection to stove pipe

Product Description	Diameter	Part No.	Price
 440mm Square Access Casing 300mm high Square Casing with a 220mm id access hole	180 / 200mm	40S44437	£55.62
 440mm Square Casing & Soot Door 300mm high Square casing with soot door 300mm high	180 – 200mm	40S44441	£157.45
 45° Flue Entry Kit 4 Part Entry Kit allows entry into the system at a 135° angle 500mm high	180mm	40S44446	£161.00
	200mm	40S44445	£161.00
 Offset Block 150mm high Used to create offsets within stack – equivalent of 30° angle	200mm	4040129	£62.41
 Offset Block 100mm high Used to create offsets within stack – equivalent of 30° angle	180mm	4040139	£54.92
	200mm	4040130	£54.92
 Corbel for Brickwork 75mm high 650mm Square Corbel for brickwork – used at rafter height to start brick stack surround	180 / 200mm	4040110	£72.76
 Offset Corbel for Brickwork 75mm high 650mm x 560mm Corbel for brickwork – used at rafter height to start brick stack surround	180 / 200mm	4040114	£72.76
 T Corbel for Brickwork 75mm high 740mm T Corbel for external brickwork – used at rafter height to start brick stack surround	180 / 200mm	4040115	£118.27








Do you need?

Chimney Cows


See page 7.5









Product Description	Diameter	Part No.	Price
 Capping for Render Top Capping for use when rendering stack	180 / 200mm	4040320	£49.46
 Capping for Brickwork Top Capping for use on brickwork surrounding stack	180 / 200mm	4040321	£72.76
 Wall Tie Attaches external chimneys to structure at max intervals of 1.5m 2 must be used each time		40CT0001	£6.63
 1m Reinforcement Rod Steel Reinforcement Rods needed for chimneys where height exceeds 1400mm above roof line see brochure for full details.		4040300	£9.97
 Lip Glue Powdered pumice when mixed with water creates a glue for all joints		4050303	£13.02









DM54

 Stainless Steel Adaptor Adaptor from connecting flue pipe to Support Block	300mm	40U00300	£161.27
 Support Block 545mm Square Support Block with lower spigot for Adaptor connection	300mm	4040160	£68.05
 Starter Flue Block 150mm high Used as the first block after the Support Block for the DM system to build up from	300mm	40S70002	£33.77
	345mm	40S70003	£33.77
 540mm Square Casing 300mm high Outer casing used around every Flue Block	300 / 345mm	40S45433	£57.65
 Flue Block 300mm high Used inside the casings to create the inner liner	300mm	40S70230	£36.62
	345mm	40S70235	£37.16
 Offset Block 150mm high Used to create offsets within stack – equivalent of 30° angle	300mm	4040133	£75.49
	345mm	4040136	£75.49

Product Description	Diameter	Part No.	Price
 Corbel for Brickwork 75mm high 800mm Square Corbel for brickwork – used at rafter height to start brick stack surround	300 / 345mm	4040111	£85.58
 Capping for Render Top Capping for use when rendering stack	300 / 345mm	4040322	£66.16
 Capping for Brickwork Top Capping for use on brickwork surrounding stack	300 / 345mm	4040323	£78.28
 Wall Tie Attaches external chimneys to structure at max intervals of 1.5m 2 must be used each time		40CT0001	£6.63
 1m Reinforcement Rod Steel Reinforcement Rods needed for chimneys where height exceeds 1400mm above roof line see brochure for full details.		4040300	£9.97
 Lip Glue Powdered pumice when mixed with water creates a glue for all joints		4050303	£13.02

Firechests / Gathers

 Magnum Firechest 500 For use with 200mm internal flue diameter – liners or DM systems	4080120	£847.49
 Magnum Firechest 950 For use with 350mm internal flue diameter – liners or DM systems	4082036	£885.89
 Magnum Firechest 1100 For use with 350mm internal flue diameter – liners or DM systems	4082042	£1,188.69
 Magnum Firechest 1200 For use with 350mm internal flue diameter – liners or DM systems	4082048	£1,490.68
 Standard Firechest Firechest for open fire 660mm High x 690mm Wide.	4085022	£178.27
 Standard Liner Gather Gather for use with Standard Firechest using Rebated Liners	4085020	£175.54

Product Description	Diameter	Part No.	Price
 DM44 Gather Gather for use with Standard Firechest using DM44 Chimney System		4085021	£175.54
 Concrete Gather For use with existing fireplace opening	200mm	40C15	£79.19
 Concrete Gather For use with existing fireplace opening	225mm	40C16	£79.19
 Concrete Gather For use with existing fireplace opening	250mm	40C17	£100.00
 Concrete Gather For use with existing fireplace opening	300mm	40C18	£113.32
 Firebrick 230 x 114 x 25mm Buff Used to line Firechest sides		4000179	£2.50
 Firebrick 230 x 114 x 50mm Buff Used to line Firechest base		4000180	£4.64
 Firebrick Mortar 20kg Used to adhere firebricks to firechest		4050383	£44.00



Do you need?

Chimney Pots

See page 7.9 or for a wider selection speak to our Sales Team



Lip Glue Chart			
Int. Diameter of Liners & Flue Blocks	Ext. Diameter of Liner	Int. Area of Liner	Approx. Joints per Bag
150mm	200mm	177cm ²	16
175mm	235mm	240cm ²	14
200mm	250mm	314cm ²	12
225mm	285mm	397cm ²	11
250mm	310mm	491cm ²	10
300mm	360mm	707cm ²	9
350mm	416mm	962cm ²	7
400mm	470mm	1256cm ²	6
450mm	530mm	1590cm ²	5
500mm	590mm	1963cm ²	5
600mm	710mm	2826cm ²	4
DM36 Casing			6
DM44 Casing			5
DM54 Casing			4
DM36 Offset Blocks			5
DM44 Offset Blocks			4
DM54 Offset Blocks			3

Leca Calculation			
Int. Diameter of Liner	Ext. Diameter of Liner	Int. Size of Chimney	Bags per Linear Metre
150mm	200mm	235 x 235mm	0.48
150mm	200mm	235 x 350mm	1.02
150mm	200mm	350 x 350mm	1.82
175mm	235mm	350 x 350mm	1.58
175mm	235mm	350 x 460mm	2.35
175mm	235mm	460 x 460mm	3.36
200mm	250mm	350 x 350mm	1.47
200mm	250mm	350 x 460mm	2.24
200mm	250mm	460 x 460mm	3.25
225mm	285mm	350 x 350mm	1.17
225mm	285mm	350 x 460mm	1.94
225mm	285mm	460 x 460mm	2.96
250mm	310mm	350 x 350mm	0.94
250mm	310mm	350 x 460mm	1.71
250mm	310mm	460 x 460mm	2.72
300mm	360mm	460 x 460mm	2.2
300mm	360mm	460 x 575mm	3.25
300mm	360mm	575 x 575mm	4.58
350mm	416mm	460 x 460mm	1.51
350mm	416mm	460 x 575mm	2.57
350mm	416mm	575 x 575mm	3.89
400mm	470mm	575 x 575mm	3.14

Firebrick Chart				
Size of Magnum Firechest	25mm Thick Bricks	50mm Thick Bricks	Lip Glue	Firebrick Mortar
500	Included	Included	2	Included
950	40	34	5	2
1100	40	44	6	2
1200	40	48	6	2