

# PREMIER VITREOUS FLUE PIPE BROCHURE



## **Premier Vitreous Flue Pipe and Accessories**

Manufacturers of Vitreous Enamelled Flue Pipe over 40 years; as established market leaders we offer the widest range of products available in the market today. Pennine Systems is dedicated to giving the best quality, delivery, and service throughout the UK and Ireland. All products are BSI ISO9001-2008 accredited giving confidence in quality and care. commonly referred to as "The VIT people"

## **Accreditations**






Product range manufactured in accordance with BSI ISO 9001:2008  
The Vitreous Enamel coating meets the recommended requirement for high resistance to heat - BS 1344 part 1:1994 part 7: 1984 and acid resistance BSEN ISO 28706-1:2011



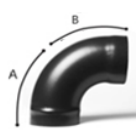








## **Manufactured in the UK**

**Pennine Systems Limited**  
Crossley Works, Stockfield Mount, off Peel St, Chadderton, Oldham OL9 9LR UK  
T 0161 678 2998 F 0161 678 2997 E sales@penninesystems.co.uk W www.penninesystems.co.uk

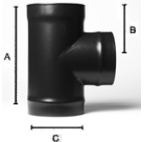
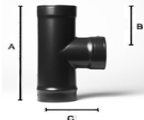

















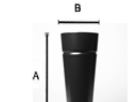






As our policy is one of continuous improvement, we reserve the right to modify designs without prior notice.





	Order Code	Diameter	Length/Dimension		
			A	B	C
<b>6" Pipes</b> 	VP6050 VP6060	125mm (5") 150mm (6")	150mm (6") 150mm (6")		
<b>Standard Pipe No Door</b>  <p>Fixed straight lengths are available in five nominal metric sizes.</p>	VNDP140 VNDP150 VNDP160 VNDP170 VNDP180 VNDP240 VNDP250 VNDP260 VNDP270 VNDP280 VNDP340 VNDP350 VNDP360 VNDP370 VNDP380 VNDP440 VNDP450 VNDP460 VNDP470 VNDP480	100mm(4") 125mm (5") 150mm (6") 175mm (7") 200mm (8") 100mm(4") 125mm (5") 150mm (6") 175mm (7") 200mm (8") 100mm(4") 125mm (5") 150mm (6") 175mm (7") 200mm (8") 100mm(4") 125mm (5") 150mm (6") 175mm (7") 200mm (8")	300mm (1ft)     600mm (2ft)     900mm (3ft)     1200mm (4ft)		
<b>Standard Pipe With Door</b>  <p>Fixed straight lengths are available in five nominal metric sizes. Enamel door for cleaning and inspection purposes.</p>	VWDP140 VWDP150 VWDP160 VWDP170 VWDP180 VWDP240 VWDP250 VWDP260 VWDP270 VWDP280 VWDP340 VWDP350 VWDP360 VWDP370 VWDP380 VWDP440 VWDP450 VWDP460 VWDP470 VWDP480	100mm(4") 125mm (5") 150mm (6") 175mm (7") 200mm (8") 100mm(4") 125mm (5") 150mm (6") 175mm (7") 200mm (8") 100mm(4") 125mm (5") 150mm (6") 175mm (7") 200mm (8") 100mm(4") 125mm (5") 150mm (6") 175mm (7") 200mm (8")	300mm (1ft) 300mm (1ft) 300mm (1ft) 300mm (1ft) 300mm (1ft) 600mm (2ft) 600mm (2ft) 600mm (2ft) 600mm (2ft) 600mm (2ft) 900mm (3ft) 900mm (3ft) 900mm (3ft) 900mm (3ft) 900mm (3ft) 1200mm (4ft) 1200mm (4ft) 1200mm (4ft) 1200mm(4ft) 1200mm(4ft)	102 82 86 80 86 50 127 124 124 124 50 124 124 127 130 50 124 130 127 130	102 135 135 135 135 102 202 202 202 202 102 202 202 202 202 102 202 202 202 202
<b>Appliance Connector No Door</b>  <p>Double socket to facilitate larger outlet rings on appliance</p>	VAPPC150 VAPPC160 VAPPC250 VAPPC260 VAPPC350 VAPPC360 VAPPC450 VAPPC460	125mm (5") 150mm (6") 125mm (5") 150mm (6") 125mm (5") 150mm (6") 125mm (5") 150mm (6")	300mm (1ft) 300mm (1ft) 600mm (2ft) 600mm (2ft) 900mm (3ft) 900mm (3ft) 1200mm(4ft) 1200mm(4ft)		
<b>Appliance Connector With Door</b>  <p>Double socket to facilitate larger outlet rings on appliance</p>	VAPPCD150 VAPPCD160 VAPPCD250 VAPPCD260 VAPPCD350 VAPPCD360 VAPPCD450 VAPPCD460	125mm (5") 150mm (6") 125mm (5") 150mm (6") 125mm (5") 150mm (6") 125mm (5") 150mm (6")	300mm (1ft) 300mm (1ft) 600mm (2ft) 600mm (2ft) 900mm (3ft) 900mm (3ft) 1200mm(4ft) 1200mm(4ft)	82 86 127 124 124 124 124 130	135 135 202 202 202 202 202 202

Description	Order Code	Diameter	Length/Dimension		
			A	B	C
<b>Adjustable Pipes No Door</b>  Adjustable pipes are used to achieve specific flue lengths. If fitted close to the appliance this will enable the appliance to be removed without having to dismantle the flue. 	VADJ40	100mm (4")	350-550	550	
	VADJ50	125mm (5")	350-550	550	
	VADJ60	150mm (6")	350-550	550	
	VADJ70	175mm (7")	350-550	550	
	VADJ80	200mm (8")	350-550	550	
	VADJE50	125mm (5")	600-1020	600	
	VADJE60	150mm (6")	600-1020	600	
	VADJNDE50	125mm (5")	900-1600	900	
	VADJNDE60	150mm (6")	900-1600	900	
<b>Adjustable Pipes With Door</b> MK2 Door on all diameters  <b>Extended length</b> MK2 Door on all diameters  Enamel door for cleaning and inspection purposes. 	VADJWD40	100mm (4")	600-900	600	
	VADJWD50	125mm (5")	600-900	600	
	VADJWD60	150mm (6")	600-900	600	
	VADJWD70	175mm (7")	600-900	600	
	VADJWD80	200mm (8")	600-900	600	
	VADJWDE40	100mm (4")	900-1450	900	
	VADJWDE50	125mm (5")	900-1450	900	
	VADJWDE60	150mm (6")	900-1450	900	
	VADJWDE70	175mm (7")	900-1450	900	
	VADJWDE80	200mm (8")	900-1450	900	
<b>90° Swept Elbow No Door</b> Designed to angle the flue pipe run where necessary 	VNSE5090	125mm (5")	159	159	
	VNSE6090	150mm (6")	181	175	
<b>110° Swept Elbow No Door</b> Designed to angle the flue pipe run where necessary 	VNSE50110	125mm (5")	140	140	
	VNSE60110	150mm (6")	140	140	
<b>135° Swept Elbow No Door</b> Designed to angle the flue pipe run where necessary 	VNSE50135	125mm (5")	125	125	
	VNSE60135	150mm (6")	133	133	
<b>90° Bend No Door</b> Designed to angle the flue pipe run where necessary 	VNDB4090	100mm (4")	143	152	
	VNDB7090	175mm (7")	190	197	
	VNDB8090	200mm (8")	206	225	
<b>110° Bend No Door</b> Designed to angle the flue pipe run where necessary 	VNDB40110	100mm (4")	140	140	
	VNDB70110	175mm (7")	165	165	
	VNDB80110	200mm (8")	203	203	
<b>135° Bend No Door</b> Designed to angle the flue pipe run where necessary 	VNDB40135	100mm (4")	140	140	
	VNDB70135	175mm (7")	165	165	
	VNDB80135	200mm (8")	156	156	
<b>150° Bend No Door</b> Designed to angle the flue pipe run where necessary 	VNDB40150	100mm (4")	140	140	
	VNDB50150	125mm (5")	137	137	
	VNDB60150	150mm (6")	140	140	
	VNDB70150	175mm (7")	179	179	
	VNDB80150	200mm (8")	185	155	
<b>165° Bend No Door</b> Designed to angle the flue pipe run where necessary 	VNDB40165	100mm (4")	143	143	
	VNDB50165	125mm (5")	156	156	
	VNDB60165	150mm (6")	150	150	
	VNDB70165	175mm (7")	193	193	
	VNDB80165	200mm (8")	197	197	
<b>90° Swept Elbow With Door</b> Designed to angle the flue pipe run where necessary Enamel door for cleaning and inspection purposes. 	VWSE5090	125mm (5")	159	159	
	VWSE6090	150mm (6")	181	175	

Description	Order Code	Diameter	Length/Dimension		
			A	B	C
<b>110° Swept Elbow</b> <b>With Door</b> Designed to angle the flue pipe run where necessary Enamelled door for cleaning and inspection purposes.	 VWSE50110 VWSE60110	125mm (5") 150mm (6")	140 140	140 140	
<b>135° Swept Elbow</b> <b>With Door</b> Designed to angle the flue pipe run where necessary Enamel door for cleaning and inspection purposes.	 VWSE50135 VWSE60135	125mm (5") 150mm (6")	125 133	125 133	
<b>90° Bend</b> <b>With Door</b> Designed to angle the flue pipe run where necessary Enamel door for cleaning and inspection purposes.	 VWDB4090 VWDB7090 VWDB8090	100mm (4") 175mm (7") 200mm (8")	143 190 206	152 197 225	
<b>110° Bend</b> <b>With Door</b> Designed to angle the flue pipe run where necessary Enamel door for cleaning and inspection purposes.	 VWDB40110 VWDB70110 VWDB80110	100mm (4") 175mm (7") 200mm (8")	140 165 203	140 165 203	
<b>135° Bend</b> <b>With Door</b> Designed to angle the flue pipe run where necessary Enamel door for cleaning and inspection purposes.	 VWDB40135 VWDB70135 VWDB80135	100mm (4") 175mm (7") 200mm (8")	140 165 156	140 165 156	
<b>150° Bend</b> <b>With Door</b> Designed to angle the flue pipe run where necessary Enamel door for cleaning and inspection purposes.	 VWDB40150 VWDB50150 VWDB60150 VWDB70150 VWDB80150	100mm (4") 125mm (5") 150mm (6") 175mm (7") 200mm (8")	140 137 140 179 185	140 137 140 179 155	
<b>165° Bend With Door</b> Designed to angle the flue pipe run where necessary Enamel door for cleaning and inspection purposes.	 VWDB40165 VWDB50165 VWDB60165 VWDB70165 VWDB80165	100mm (4") 125mm (5") 150mm (6") 175mm (7") 200mm (8")	143 156 150 193 197	143 156 150 193 197	
<b>Long Tail Bend with Door</b> connects appliance to chimney reducing number of joints	 VLTBWD40 VLTBWD50 VLTBWD60 VLTBWD70 VLTBWD80	100mm (4") 125mm (5") 150mm (6") 175mm (7") 200mm (8")	140 125 133 165 170	600 600 600 600 600	
<b>1 Piece Stove Offset</b> connects the appliance to the chimney without joints	 VOFFS40 VOFFS50 VOFFS60 VOFFS70	100mm (4") 125mm (5") 150mm (6") 175mm (7")	558 565 558 DOR	100 100 100 DOR	
<b>NEW 1 Piece Stove Offset with Door</b> connects the appliance to the chimney without joints	 VOFFSWD50 VOFFSWD60	125mm (5") 150mm (6")	565 567	100 100	
<b>NEW Stove Offset With Adjustable Height</b> connects the appliance to the chimney without joints Adjustable pipe length allows the stove to be position and the fluepipe connected Also facilitates sweeping the flue without disturbing the flue system.	 VAOFFS50 VAOFFS60	125mm (5") 150mm (6")	440-540 440-540	100 100	

Description	Order Code	Diameter	Length/Dimension	
<b>Standard Tee with Branch Spigot</b>  Used at the rear of an appliance with horizontal outlet and to be used in conjunction with separate stainless steel tee cap that clips on and off for cleaning and inspection purposes 	VSTD40	100mm (4")	302	118
	VSTD50	125mm (5")	302	140
	VSTD60	150mm (6")	302	152
	VSTD70	175mm (7")	302	162
	VSTD80	200mm (8")	302	185
<b>Standard Tee with Branch Socket (stabilising tee) can accept stabilising unit</b>  	VSTB40	100mm (4")	302	121
	VSTB50	125mm (5")	302	140
	VSTB60	150mm (6")	302	152
	VSTB70	175mm (7")	302	162
	VSTB80	200mm (8")	302	185
<b>Angled Tee with Branch Spigot 135 Degree</b>  	VAGT40	100mm (4")	305	216
	VAGT50	125mm (5")	305	226
	VAGT60	150mm (6")	305	235
	VAGT70	175mm (7")	405	280
	VAGT80	200mm (8")	405	290
<b>NEW Swept Elbow with Debris Trap</b> Used at the rear of an appliance with horizontal outlet to be used in conjunction with separate stainless steel tee cap that clips on and off for cleaning and inspection purposes 	VDTSE5090	125mm (5")	159	159
	VDTSE6090	150mm (6")	181	175
<b>Stabiliser Unit</b> To fit in the branch socket of the stabilising tee 	VSBT40	100mm (4")		
	VSBT50	125mm (5")		
	VSBT60	150mm (6")		
	VSBT70	175mm (7")		
	VSBT80	200mm (8")		
<b>Tee-Caps</b> Stainless Steel clips on spigot can be easily removed for flue sweeping 	VTC40SS	100mm (4")		
	VTC50SS	125mm (5")		
	VTC60SS	150mm (6")		
	VTC70SS	175mm (7")		
	VTC80SS	200mm (8")		
<b>Aluminium Rain Cap</b>  	VARC40	100mm (4")		
	VARC50	125mm (5")		
	VARC60	150mm (6")		
	VARC70	175mm (7")		
	VARC80	200mm (8")		
<b>Standard Trim Rings</b> Designed to fit around the pipe as it enters the ceiling or wall 	VCTR40	100mm (4")		
	VCTR50	125mm (5")		
	VCTR60	150mm (6")		
	VCTR70	175mm (7")		
	VCTR80	200mm (8")		
<b>Split Trim Rings</b> Designed to fit around the pipe as it enters the ceiling or wall can be retro fitted 	VCTRS40	100mm (4")		
	VCTRS50	125mm (5")		
	VCTRS60	150mm (6")		
	VCTRS70	175mm (7")		
	VCTRS80	200mm (8")		
<b>Angled Trim Rings 45°</b> Designed to fit around the pipe as it enters the ceiling or wall 	VCTR40135	100mm (4")		
	VCTR50135	125mm (5")		
	VCTR60135	150mm (6")		
	VCTR70135	175mm (7")		
	VCTR80135	200mm (8")		
<b>Split Trim Rings Flush With Wall</b> Designed to fit around the pipe as it enters the ceiling or wall specifically where the flue pipe is close to the wall ie Range cookers or stoves. The advantage being it can be retro fitted 	VCTRFW40	100mm (4")		
	VCTRFW50	125mm (5")		
	VCTRFW60	150mm (6")		
	VCTRFW70	175mm (7")		
	VCTRFW80	200mm (8")		

Description	Order Code	Diameter	Length/Dimension	
<b>Flue Liner Adaptor</b> ** Spigot fits into vit Socket & allows same dia of flue liner into socket** 	VFLA40 VFLA50 VFLA60 VFLA70 VFLA80	100mm (4") 125mm (5") 150mm (6") 175mm(7") 200mm (8")	100 (4") 100 (4") 100 (4") 100 (4") 100 (4")	115 (4 9/16) 142 (5 5/8) 170 (6 3/8) 187 (7 1/2) 217 (8 1/2)
<b>Increasing Flue Liner</b> ** Used to connect to next diameter of Flexible Flue Liner 	VIFA4X5 VIFA5X6	100x125mm (4x5") 125x150mm (5x6")	100mm 100mm	140 (5 1/2) 162 (6 1/2)
<b>Spun Increasing Adaptors</b> **Used to connect next dia of vit into Socket** 	VIA40 VIA50 VIA60 VIA70	100mm (4") 125mm (5") 150mm (6") 175mm(7")	65 (2 1/2) 65 (2 1/2) 65 (2 1/2) 65 (2 1/2)	130 (5 1/16) 156 (6 3/16) 181 (7 1/8) 205 (8 1/16)
<b>Cut Length Adaptor</b> ** Replaces socket on cut end of vit 	VCLA40 VCLA50 VCLA60 VCLA70 VCLA80	100mm (4") 125mm (5") 150mm (6") 175mm (7") 200mm (8")	56 (2 3/16) 56 (2 3/16) 60 (2 3/8) 60 (2 3/8) 60 (2 3/8)	105 (4 1/8) 132 (5 1/4) 154 (6 1/16) 181 (7 1/8) 210 (8 3/8)
<b>NEW Continental Stove Adaptor</b> **Used to connect next dia of vit into Socket** 	VCSA05 VCSA06	125mm (5") 150mm (6")	117mm 135mm	Int. dia. Int. dia.
<b>Straight Length Adaptors</b> ** Goes up from Vit Spigot to next dia of Vit Socket** 	VCIA40 VCIA50 VCIA60 VCIA70	100mm (4") 125mm (5") 150mm (6") 175mm (7")	257 (10") 257 (10") 257 (10") 257 (10")	130 (5 1/8) 158 (6 1/4) 180 (7 1/8) 205 (8 1/8)
<b>Conical Increasing Adaptors</b> Increases the dia of the vit socket by 2 	VCIA4X5 VCIA5X6 VCIA6X7 VCIA7X8	100 x 125mm 125 x 150mm 150 x 175mm 175 x 200mm	305 (12") 305 (12") 305 (12") 305 (12")	155 (61/8) 160 6 3/8) 198 (73/4) 223 (83/4)
<b>Double Socket Adaptor</b> 	VDSA40 VDSA50 VDSA60 VDSA70 VDSA80	100mm (4") 125mm (5") 150mm (6") 175mm (7") 200mm (8")	85 (3 1/4") 85 (3 1/4") 85 (3 1/4") 85 (3 1/4") 85 (3 1/4")	105 (4 1/8) 132 (5 1/4) 154 (6 1/16) 181 (7 1/8) 210 (8 3/8)
<b>Double Spigot Adaptor</b> 	VDPA40 VDPA50 VDPA60 VDPA70 VDPA80	100mm (4") 125mm (5") 150mm (6") 175mm (7") 200mm (8")	85 (3 1/4") 85 (3 1/4") 85 (3 1/4") 85 (3 1/4") 85 (3 1/4")	
<b>Damper Unit</b> Available in Gloss and Matt 	VDUA40 VDUA50 VDUA60 VDUA70	100mm (4") 125mm (5") 150mm (6") 175mm (7")	115 115 115 115	
<b>Soot Doors</b> Available in S/Steel or Brass 	VMK2D VMK3D VMK4D	5" & 6" Bends (Exc. Swept Elbow) & 4" Pipes 7" & 8" Bends 5-8" 1ft Pipes 2ft, 3ft, 4ft Pipes - 5" - 8"		
<b>Enamelled Doors</b> Available to Buy separately 	VMK1D5 VMK1D6 VMK2D VMK3D VMK4D	Swept Elbow 5" Swept Elbow 6" 5" & 6" Bends 150° & 165° & ALL 4" Pipes 7" & 8" Bends 90°, 110°, 135°, 150° & 165°. 1' Pipes - 5"-8" 2ft, 3ft, 4ft Pipes - 5" - 8"	90° 90°	110° 110°
<b>Gaskets</b> For use with access door 	VMK2G VMK3G VMK4G  VMK1G5 VMK1G6	FOR SIZES REFER TO ABOVE DOORS <b>SWEPT ELBOW 5" ONLY</b>  <b>6" ONLY</b>		

Description	Order Code	Diameter	Length/Dimension	
<b>Maintenance Joint Clip</b> 	VMJC40 VMJC50 VMJC60 VMJC70 VMJC80	100mm (4") 125mm (5") 150mm (6") 175mm (7") 200mm (8")		
<b>Galvanised Wall Brackets</b> Available in 50mm & 275mm adjustment 	VWB040 VWB050 VWB060 VWB070 VWB080	100mm (4") 125mm (5") 150mm (6") 175mm (7") 200mm (8")	50 mm or 275 mm 50 mm or 275 mm 50 mm or 275 mm 50 mm or 275 mm 50 mm or 275 mm	
<b>Vitreous Enamelled Wall Brackets</b>  Cut to requirements 	VWBE040 VWBE050 VWBE060 VWBE070 VWBE080	100mm (4") 125mm (5") 150mm (6") 175mm (7") 200mm (8")	280 (11") 280 (11") 280 (11") 280 (11") 280 (11")	
<b>New Door Damper Unit</b> <b>This can be fitted retrospectively to one our with door pipes</b>	VMK1DDU5 VMK1DDU6 VMK2DDU VMK3DDU VMK4DDU	Swept Elbow 5" Swept Elbow 6" 5" & 6" Bends 150° & 165° & ALL 4" Pipes 7" & 8" Bends 90°, 110°, 135°, 150° & 165°. 1' Pipes - 5"-8" 2ft, 3ft, 4ft Pipes - 5" - 8"	90°    110°    135° 90°    110°    135°	
<b>Firebrand Fire Cement</b> Recommended Fire for the Premier range as the products have been tested for CE purposes with this cement 	VFBC			
<b>Carbon Monoxide Alarms</b>	CMA			
<b>New Standard Trim Rings With Spring</b> Designed to fit around the pipe as it enters the ceiling or wall - the spring holds the Trim Ring in place without the need for screws	VCTRSP50 VCTRSP60	125mm (5") 150mm (6")		
<b>New Soot Door with Flow Testing Adaptor</b> <b>Available in Stainless Steel</b>	MK2FTD MK3FTD MK4FTD		All 4" Pipes 5-8" 1ft Pipes 2ft, 3ft, 4ft Pipes - 5" - 8"	