



**SCHIEDEL** METALOTERM

# Metaloterm<sup>®</sup> ME

Single Wall, Connecting Flue Pipe  
and Chimney Liner

# System Description

**Metaloterm® ME** system is a modular single wall flue/chimney system, made of stainless steel with a high temperature sealing ring.

**Metaloterm® ME** is a universal flue/chimney system which is suitable for both high and low temperatures, non-condensing and condensing applications with flue gasses under positive and negative pressure. It can resist a chimney fire.

Therefore the system is suitable for a wide range of applications such as boilers, stoves, ovens and a ventilation system. It can be used as a connecting flue pipe or in renovation situations as a liner an existing chimney.

The product range also contains a wide variety of silencers.

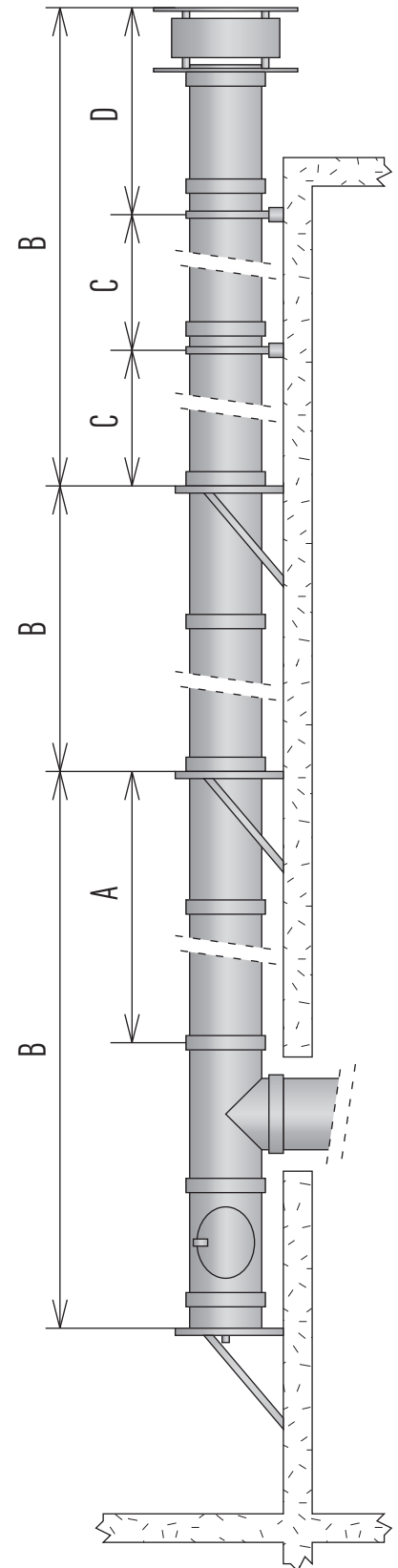
The system can also be used for CHP applications, in this case a special VITON® sealing ring might be necessary.

## Applications

- Flue system for condensing heaters and boilers
- Air inlet & ventilation systems
- Connecting flue pipe
- Chimney renovation

## Advantages

- Free thermal expansion
- Interfits with Metaloterm® MF and UE
- High quality stainless steel system
- Incorporates silicone sealing ring
- Universal application
- Light weight
- Chimney fire resistant



# Technical characteristics

Technical characteristics		
Application	System Chimney/Connecting Flue Pipe/Chimney Liner	
Operating mode	Dry/wet	
Pressure	N1/P1/H1	
Max. working pressure	5000 Pa	
Max. operating temperature	600°C (negative pressure - N1 applications) 200°C (positive pressure - P1/H1 applications)	
Soot Fire Resistant*	Yes (see G designations below) No (see O designations below)	
Inner wall	material	AISI 316L/EN 1.4404
	thickness	Ø80 - Ø600: 0,6 Ø700 - Ø800: 0,8 Ø900 - Ø1000: 1,0
Fuel type	Oil/wood/coal/pellets normal (wood)/gas	
Sealant	Elastomer. (Where case flue gas temperatures exceed 200°C, sealants as well as the cap and door seals should be removed before installation)	

Chimney diameter																		
Diameter (mm)	80	100	113	130	150	180	200	250	300	350	400	450	500	600	700*	800*	900*	1000*
Cross section (cm <sup>2</sup> )	50	79	100	133	177	254	314	491	707	962	1256	1590	1963	2826	3848	5027	6362	7854
Weight (±kg/m)	1.5	1.5	2	2	2.5	3	3	4	4.5	5.5	6	7	8	9.5	14.5	16.6	23.4	26
CE approved*																		
EN 1856-1: System Chimney	T200 P1/H1 WV2 L50050 O30																	
EN 1856-2: Connecting Flue Pipe	T200 P1/H1 WV2 L50050 O30 M T600 N1 DV2 L50050 G400 M																	
EN1856-2: Chimney Liner	T200 P1/H1 W V2 L50050 O T600 N1 DV2 L50050 G																	
* Above CE designations refer to Ø80-300 - For larger diameters refer to Schiedel Metaloterm website.																		

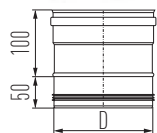
# Installation Guidelines

- A. Maximum height above Tee piece when chimney is supported by wall support at base.
- B. Maximum height that can be borne by a wall support.
- C. Maximum distance between lateral supports i.e. wall bands and wall supports.
- D. Maximum free standing height above last support.
  - For non-vertical parts of the flue system, the maximum distance between two wall bands i.e. brackets is 1,5 m
  - In case of a condensing application a slope of 3° is required on horizontal systems to allow condensate to run off.

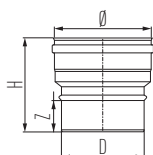
Mounting heights and distances															
Ø (mm)		80	100	113	130	150	180	200	250	300	350	400	450	500	600
<b>A (m)</b>	MET 45	50	50	50	50	50	40	35	30	30	25	22	15	11	9
	MET 87/90	50	50	50	50	50	40	35	30	30	25	22	15	11	9
	MERE/MEI	-	-	50	50	50	40	35	30	30	25	22	-	-	-
	METV	50	50	50	50	50	40	35	30	-	-	-	-	-	-
<b>B (m)</b>	MEOL 1/2	30	30	30	30	30	30	30	30	30	-	-	-	-	-
	MEMO	50	50	50	50	50	40	35	30	30	25	22	15	11	9
	MEOH 1/2	30	30	30	30	30	30	30	30	30	30	30	30	30	30
	MEAPO	-	-	-	-	-	-	-	-	-	30	30	30	30	30
	MEZS*	10	10	10	10	10	10	10	10	-	-	-	-	-	-
	MEAP	-	-	-	-	10	10	10	10	10	10	10	-	-	-
	MEZS	-	-	20	20	20	20	20	20	-	-	-	-	-	-
	MEDD	-	-	20	20	20	20	20	20	20	20	-	-	-	-
	MEBBS	-	-	-	-	-	-	10	10	10	10	10	-	-	-
	MEBS	10	10	10	10	10	10	-	-	-	-	-	-	-	-
<b>C (m)</b>	MEAUP	10	10	10	10	10	10	10	10	10	10	10	-	-	-
	MEMB	4	4	4	4	4	4	4	4	4	4	4	4	4	4
	MEMO	-	-	-	-	4	4	4	4	4	4	4	4	4	4
	MEAH	3	3	3	3	3	3	3	3	3	3	3	3	3	3
	MEEB	3	3	3	3	3	3	3	3	-	-	-	-	-	-
<b>D (m)</b>	MEMB	2	2	2	2	2	2	2	2	2	2	2	1.5	1.5	1.5
	MEMBV	-	-	-	-	2	2	2	2	2	2	2	1.5	1.5	1.5
	MEMBV +MESK	-	-	-	-	-	3	3	3	3	3	3	3	3	3
	MEMO	1.5	1.5	1.5	1.5	1.5	1.5	1.5	1.5	1.5	1.5	1.5	1	1	1
	MEEB	1.5	1.5	1.5	1.5	1.5	1.5	1.5	1.5	-	-	-	-	-	-

\* Provided that the joints above and below the last connection point are reinforced with a structural locking band (MESK)

# Starting Components / Adaptors

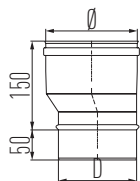


Boiler Adaptor with outer Sealing Ring													Old Code MEKAS		
Ø	80	100	113	130	150	180	200	250	300	350	400	450	500	600	
D	79	99	110	129	149	179	199	249	299	349	399	449	499	599	
SAP Code	161248	161249	161250	161251	161252	161253	161254	161255	161256	161257	161258	166900	161260	161261	

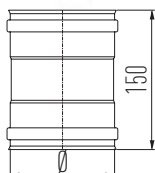


Increaser													Old Code MEVG							
Ø	80	80	100	113	130	130	150	150	180	180	200	200	250	300	350	400	450	500	600	
D	60	70	80	100	80	100	113	100	130	130	150	150	180	200	250	300	350	400	450	500
H	165	165	165	165	155	145	195	195	195	140	195	155	195	230	230	230	230	230	230	230
Z	50	50	50	50	50	50	50	50	50	50	50	50	50	50	50	50	50	55	55	55
SAP Code	*	*	161876	161877	161878	161879	161880	161881	161882	161883	161884	161885	161886	161887	161888	161889	161890	161891	*	*

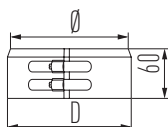
\*on request



Increaser, eccentric										Old Code MEVGE	
Ø	100	113	130	150	180	200	250	300	350	400	
D	80	100	113	130	150	180	200	250	300	350	
SAP Code	161892	161893	161894	161895	161896	161897	161898	161899	161900	161901	



Adaptor Double Female										Old Code MEDM	
Ø	100	113	130	150	180	200	250	300	350	400	
SAP Code	161136	161137	161138	161139	161140	161141	161142	161143	161144	161145	

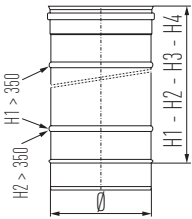


Boiler Adaptor Band											Old Code MEKAM	
Ø	80	100	113	130	150	180	200	250	300	350	400	
D	90	110	123	140	160	190	210	260	310	360	410	
SAP Code	161238	161239	*	161240	161241	161242	161243	161244	161245	161246	161247	

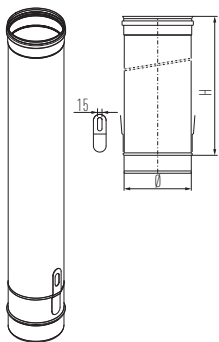
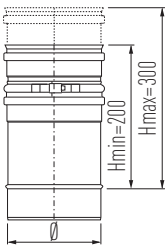
# Pipe Lengths



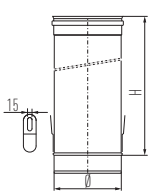
Length ME 100/50/25/10														
Ø	80	100	113	130	150	180	200	250	300	350	400	450	500	600
H1	955	955	955	955	955	955	955	955	955	955	955	950	950	950
H2	440	440	440	440	440	440	440	440	440	440	440	435	435	435
H3	205	205	205	205	205	205	205	205	200	200	200	200	200	200
H4	100	100	100	100	100	100	100	100	100	100	100	95	95	95
Old Code ME 100														
SAP Code	160859	160860	160861	160862	160863	160864	160865	160866	160867	160868	160869	160870	160871	160872
Old Code ME 50														
SAP Code	160901	160902	160903	160904	160905	160906	160907	160908	160909	160910	160911	160912	160913	160914
Old Code ME 25														
SAP Code	160887	160888	160889	160890	160891	160892	160893	160894	160895	160896	160897	160898	160899	160900
Old Code ME 10														
SAP Code	160873	160874	160875	160876	160877	160878	160879	160880	160881	160882	160883	160884	160885	160886



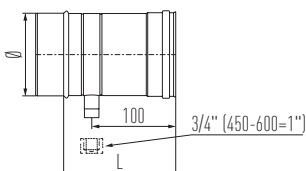
Adjustable Length													Old Code MEPP	
Ø	80	100	113	130	150	180	200	250	300	350	400	450	500	600
SAP Code	161405	161406	161407	161408	161409	161410	161411	161412	161413	161414	161415	161416	166897	161418



Lowering Pipe													Old Code MEAE	
Ø	80	100	113	130	150	180	200	250	300	350	400	500	600	
H	955	955	955	955	955	955	955	955	955	955	950	950	950	
SAP Code	*	*	*	164793	164794	164795	164796	164797	164798	164799	164800	164802	164803	



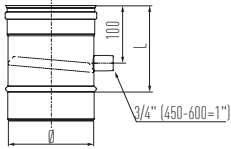
Probe Length													Old Code MEEM	
Ø	80	100	113	130	150	180	200	250	300	350	400	450	500	600
L	150	150	150	150	150	150	150	150	150	150	150	155	155	155
SAP Code	161163	161164	161165	161166	161167	161168	161169	161170	161171	161172	161173	161174	161175	161176



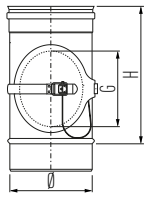
# Pipe Lengths



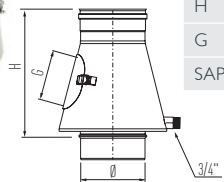
Condensate Collector with Drain Point												Old Code MEEMC			
Ø	80	100	113	130	150	180	200	250	300	350	400	450	500	600	
L	150	150	150	150	150	150	150	145	145	155	155	155	155	155	
SAP Code	-	161177	-	161178	161179	161180	161181	161182	161183	161184	161185	161186	161187	161188	



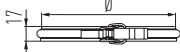
Inspection Element												Old Code MEI			
Ø	80	100	113	130	150	180	200	250	300	350	400	450	500	600	
H	200	200	200	250	250	250	250	300	300	300	350	400	400	400	
G	65	100	100	130	140	140	140	180	180	180	240	240	240	240	
SAP Code	161196	161197	161198	161199	161200	161201	161202	11203	161204	161205	161206	161207	161208	161209	



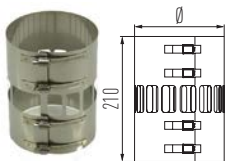
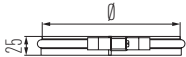
Inspection Element with Condensate Drain												Old Code MEKI			
Ø	80	100	113	130	150	180	200	250	300	350	400	450	500	600	
H	200	200	200	250	250	250	250	300	300	300	350	400	400	400	
G	65	100	100	130	140	140	140	180	180	180	240	240	240	240	
SAP Code	*	*	*	161308	161309	161310	161311	*	*	*	*	*	*	*	



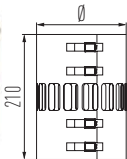
Locking Band												Old Code MEKB			
Ø	80	100	113	130	150	180	200	250	300	350	400	450	500	600	
SAP Code	161273	161274	161275	161276	161277	161278	161279	161280	161281	161282	161283	161284	161285	161286	
* For internal use only															



Locking Band with Screw Fitting												Old Code MEKBS			
Ø	80	100	113	130	150	180	200	250	300	350	400	450	500	600	
SAP Code	161290	161291	161292	161293	161294	161295	161296	1161297	161298	161299	161300	161301	161302	161303	
* For internal use only															



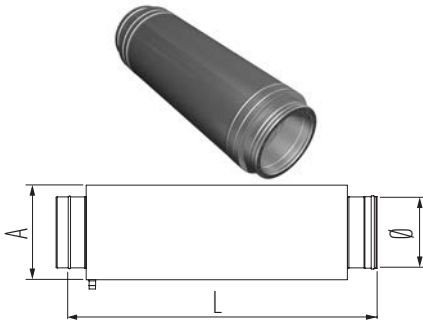
Reinforced Locking Band												Old Code MESK			
Ø	80	100	113	130	150	180	200	250	300	350	400	450	500	600	
SAP Code	161533	161534	161535	161536	161537	161538	161539	161540	161541	161542	161543	161544	161545	161546	



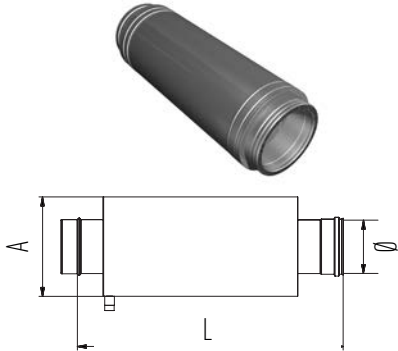
Seals														
Ø	80	100	113	130	150	180	200	250	300	350	400	450	500	600
SAP Code VITON	160574	160575	*	160576	160577	160578	160579	160580	160581	160582	160583	160584	160585	160586
For oil-containing exhaust gases														
SAP Code EPDM	900012188	900012189		900012190	900012191									
For temperatures always below 120 degrees														



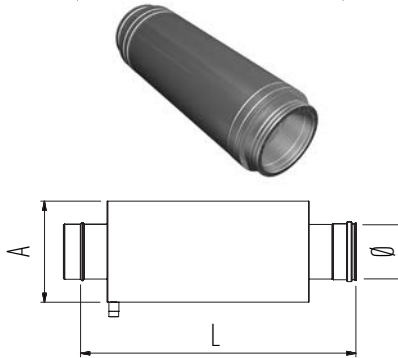
# Silencers



Absorption Silencer													Old Code MESIA		
Ø	80	100	130	150	180	200	250	300	350	400	450	500	600		
L	600	600	600	600	780	780	780	1140	1140	1140	1140	1140	1140		
A	180	200	230	250	280	300	350	400	450	500	550	600	700		
kg	4.5	5	6	6.5	9.5	10	12	19.5	22	25	27.5	30	36		
SAP Code	161465	161466	161467	161468	161469	161470	161471	161472	*	*	*	*	*		



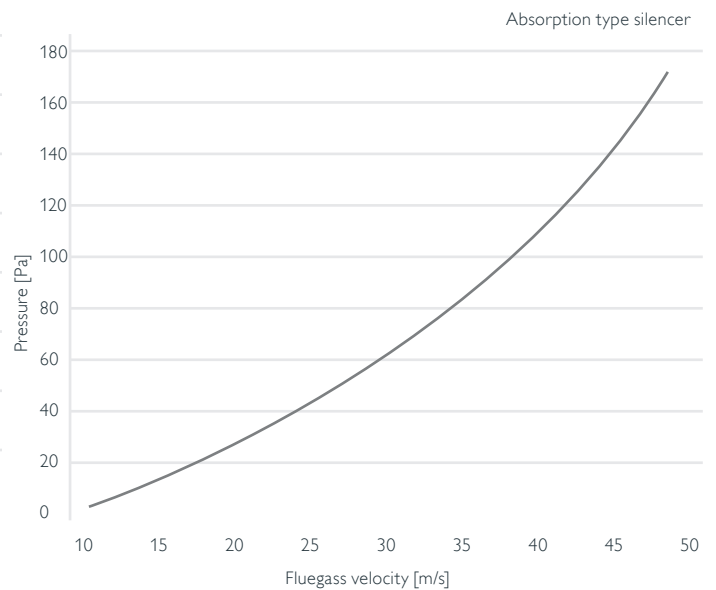
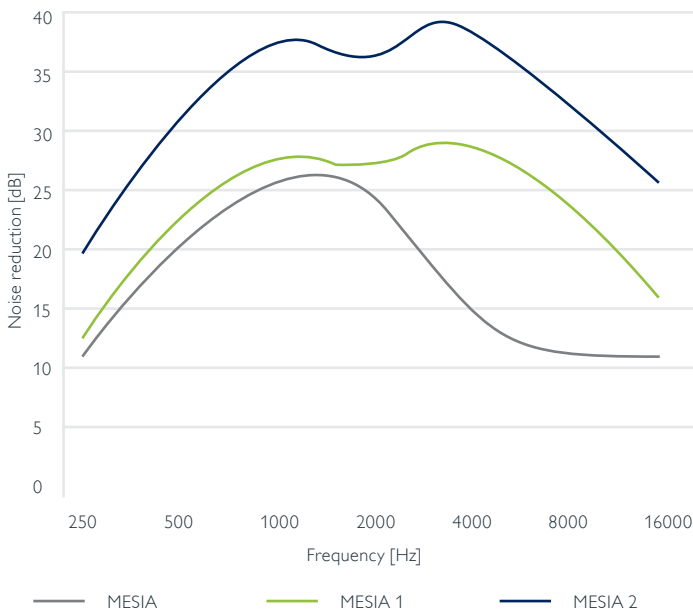
Absorption Silencer 25 dB													Old Code MESIA 1		
Ø	80	100	130	150	180	200	250	300	350	400	450	500	600		
L	580	580	730	730	980	1230	1230	1730	1730	1730	1970	1970	1970		
A	205	225	255	275	305	325	375	425	475	525	575	625	725		
kg	8	8	10	11	15	20	24	49	55	60	79	86	100		
SAP Code	161478	161479	161480	161481	161482	161483	161483	161484	161485	*	*	*	*		



Absorption Silencer 35 dB													Old Code MESIA 2		
Ø	80	100	130	150	180	200	250	300	350	400	450	500	600		
L	980	980	980	980	1230	1480	1480	2480	2480	2480	2970	2970	2970		
A	205	225	255	275	325	325	375	425	475	525	575	625	725		
kg	12	12	13	14	20	24	28	68	76	84	117	127	146		
SAP Code	161490	161491	161492	161493	161494	161495	161496	*	*	*	*	*	*		

Average performance MESI A / MESIA1 / MESIA2 80 - 600

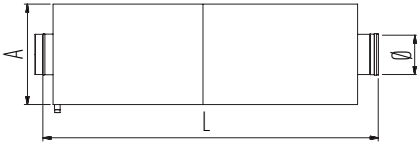
Pressure drop MESIA / MESIA1 / MESIA2 80 - 600



Performance chart is an average measurement over all diameters.  
 The insertion loss is measured according to iso 7235: 2003  
 The insertion loss can deviate due to temperature or special installation situations.  
 Back pressure is approx. 20 Pa at 15m/s or 200 Pa at 50 m/s  
 Back pressure can vary with temperature and gas velocity, please contact Ontop for advice  
 For installation brackets of a corresponding outerdiameter can be used.

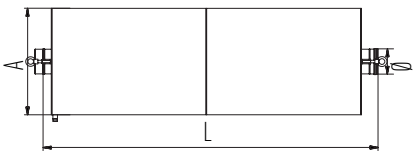


# Silencers



Resonance Silencer 20 dB													Old Code MESIR 1		
Ø	80	100	130	150	180	200	250	300	350	400	450	500	600		
L	2000	2000	2000	2000	2000	2000	2000	2000	2100	2100	2100	2400	2400		
A	225	275	325	350	400	450	525	625	725	825	925	1025	1225		
kg	16	20	25	27	33	38	46	47	71	84	98	122	156		
SAP Code	*	*	*	*	*	*	*	*	*	*	*	*	*		

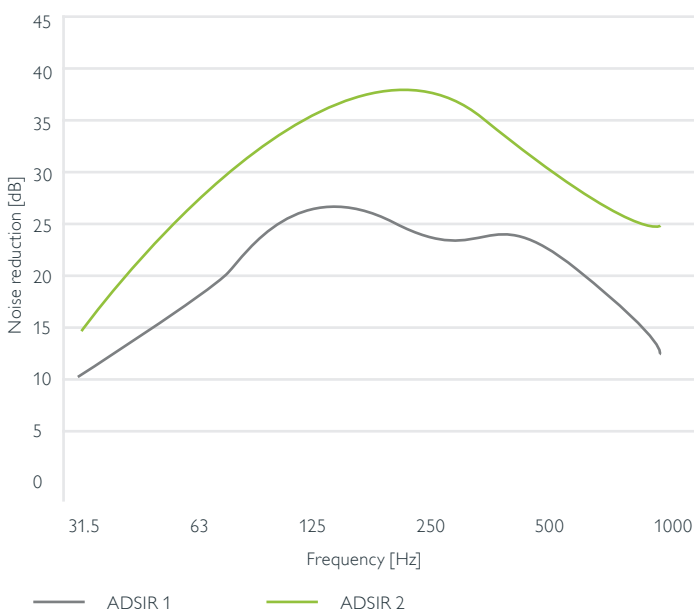
Lifting eyes standard for  $\varnothing \geq 130$



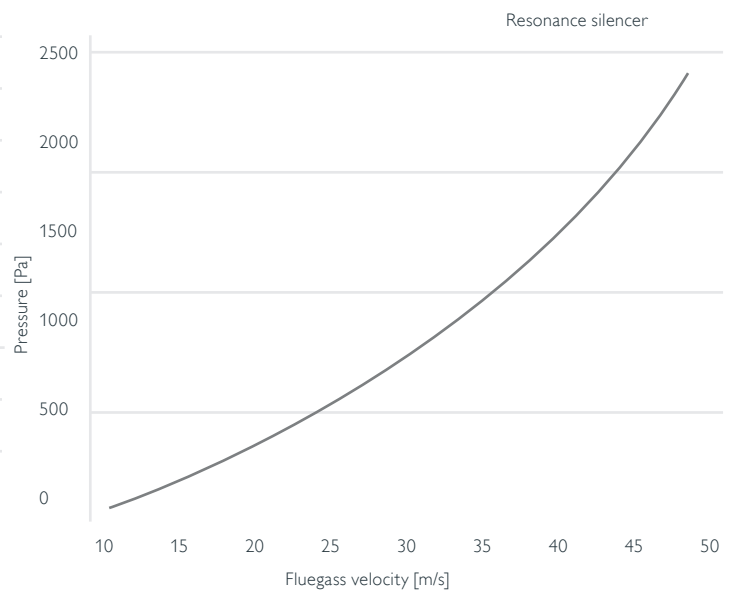
Resonance Silencer 30 dB													Old Code MESIR 2		
Ø	80	100	130	150	180	200	250	300	350	400	450	500	600		
L	2000	2000	2000	2000	2000	2000	2200	2400	2600	2800	3000	3200	3400		
A	350	450	550	650	700	750	900	900	1000	1100	1200	1250	1450		
kg	35	45	55	70	75	85	115	125	140	160	185	230	305		
SAP Code	161520	161521	161522	161523	161524	161525	161526	161527	161528	161529	161530	161531	161532		

Lifting eyes standard for  $\varnothing \geq 130$

Average performance MESIR1 / MFSIR2 80 - 600



Pressure drop MESIR1 / MESIR2 0 - 600

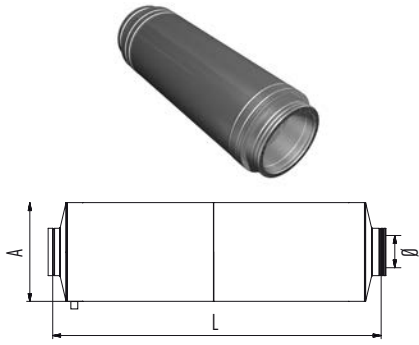


Performance chart is an average measurement over all diameters.  
 The insertion loss is measured according to iso 7235: 2003  
 The insertion loss can deviate due to temperature or special installation situations.  
 Back pressure is approx. 300 Pa at 15m/s or 2300 Pa at 50 m/s  
 Back pressure can vary greatly with temperature and gas velocity, please contact Ontop for advice

- EXTRA OPTIONS**
- Brackets (installation direction to be specified rder)
  - Radial / axial inlet
  - Radial / axial outlet
  - (certified) spark arrestor
  - Flanged

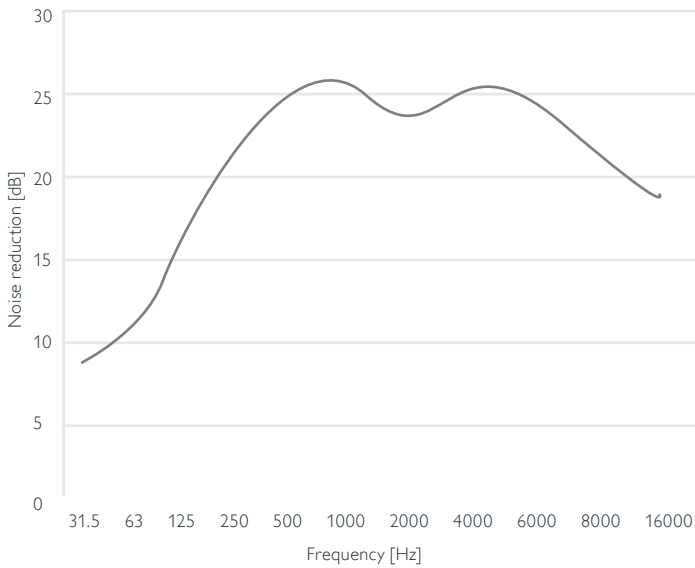
- STANDAARD OPTIONS**
- condensate drain
  - lifting eyes

# Silencers



Combination Silencer 25 dB										Old Code MESIC 1			
Ø	80	100	130	150	180	200	250	300	350	400	450	500	600
L	1850	1850	1850	1850	2100	2350	2600	3100	3350	3850	4340	4590	4840
A	250	300	400	425	475	525	675	775	875	950	1000	1125	1225
kg	21	27	41	45	60	78	130	192	252	327	393	511	600
SAP Code	*	*	*	*	*	*	*	*	*	*	*	*	*
Lifting eyes standard for $\varnothing \geq 130$													

## Average performance MESIC1 80 - 600



— MESIC1

Performance chart is an average measurement over all diameters.  
 The insertion loss is measured according to iso 7235: 2003  
 The insertion loss can deviate due to temperature or special installation situations.  
 Back pressure is approx. 20 Pa at 15m/s or 200 Pa at 50 m/s  
 Back pressure can vary with temperature and gas velocity, please contact Ontop for advice  
 Performance chart is an average measurement over all diameters.  
 The insertion loss is measured according to iso 7235: 2003  
 The insertion loss can deviate due to temperature or special installation situations.  
 Back pressure is approx. 350 Pa at 15m/s or 2500 Pa at 50 m/s  
 Back pressure can vary greatly with temperature and gas velocity, please contact Ontop for advice

### EXTRA OPTIONS

Brackets (installation direction to be specified on order)  
 Radial / axial inlet  
 (certified) spark arrestor

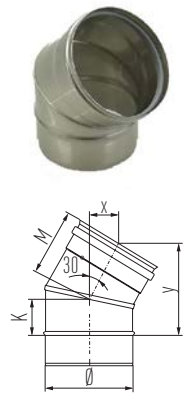
### STANDAARD OPTIONS

condensate drain  
 lifting eyes

# Bends



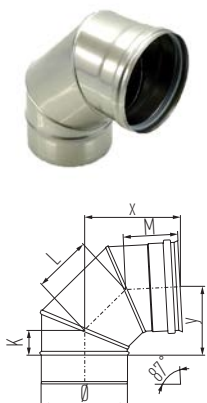
Elbow 15°													Old Code MEB 15		
Ø	80	100	113	130	150	180	200	250	300	350	400	450	500	600	
K	35	40	40	45	50	55	60	70	70	70	85	65	65	65	
M	80	85	85	90	95	100	105	115	115	115	130	140	140	140	
x	20	20	20	20	25	25	25	30	30	30	35	35	35	35	
y	105	115	120	125	135	145	155	175	175	175	205	200	200	200	
SAP Code	160975	160976	160977	160978	160979	160980	160981	160982	160983	160984	160985	160986	160987	160988	



Elbow 30°													Old Code MEB 30		
Ø	80	100	113	130	150	180	200	250	300	350	400	450	500	600	
K	35	40	40	45	50	55	60	70	70	70	85	90	100	110	
M	80	85	85	90	95	100	105	115	115	115	130	135	145	155	
x	40	40	40	45	45	50	50	55	55	55	65	65	70	80	
y	100	110	110	120	130	135	145	165	165	165	195	205	225	245	
SAP Code	160989	160990	160991	160992	160993	160994	160995	160996	160997	160998	160999	161000	161001	161002	

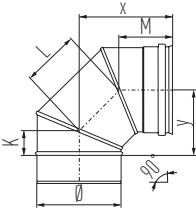


Elbow 45°													Old Code MEB 45		
Ø	80	100	113	130	150	180	200	250	300	350	400	450	500	600	
K	35	40	40	45	50	55	60	70	95	95	105	130	140	160	
M	80	85	85	90	95	100	105	115	140	140	150	205	215	235	
x	55	60	60	60	65	70	70	80	95	95	105	145	150	165	
y	90	95	95	105	115	125	130	150	190	190	205	275	290	326	
SAP Code	161003	161004	161005	161006	161007	161008	161009	161010	161011	161012	161013	161014	161015	161016	

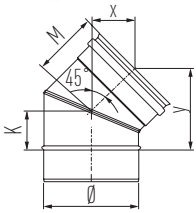


Elbow 87°													Old Code MEB 87		
Ø	80	100	113	130	150	180	200	250	300	350	400	450	500	600	
K	35	40	40	45	50	55	60	70	95	95	105	130	140	160	
L	100	105	115	115	125	145	165	185	210	210	230	300	320	385	
M	80	85	85	90	95	100	105	115	140	140	150	205	215	235	
x	150	160	165	170	185	200	220	245	290	290	310	420	445	515	
y	105	115	120	125	140	160	175	200	245	245	270	345	370	435	
SAP Code	161017	161018	161019	161020	161021	161022	161023	161024	161025	161026	161027	161028	161029	166896	

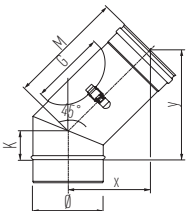
# Bends



Elbow 90°													Old Code MEB 90			
Ø	80	100	113	130	150	180	200	250	300	350	400	450	500	600		
K	35	40	40	45	50	55	60	70	95	95	105	130	140	160		
L	100	105	115	115	125	145	165	185	210	210	230	300	320	385		
M	80	85	85	90	95	100	105	115	140	140	150	205	215	235		
x	150	160	165	170	185	200	220	245	290	290	310	420	440	495		
y	105	115	120	125	140	160	175	200	245	245	270	340	365	420		
SAP Code	161031	161032	161033	161034	161035	161036	161037	161038	161039	161040	161041	161042	161043	161044		

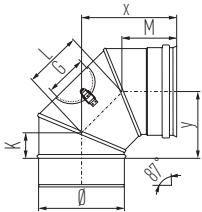


Adjustable Elbow 0-45 deg. (N1 applications only)						Old Code MEBV 45		
Ø		113	130	150	180	200	250	
K		50	55	55	65	70	80	
M		95	100	105	110	110	125	
x		65	70	75	80	80	90	
y		115	125	130	140	145	170	
SAP Code		161113	161114	161115	161116	161117	161118	

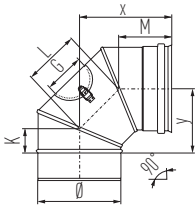


Elbow 45° with inspection cover (T200 P1 Applications only)							Old Code MEBI 45	
Ø	130	150	180	200	250	300	350	
G	130	140	140	140	180	180	180	
K	55	60	70	70	70	70	120	
M	250	250	250	250	250	250	250	
x	175	175	175	175	175	175	175	
y	230	235	245	245	245	250	300	
SAP Code	161051	161052	161053	161054	161055	161056	161057	

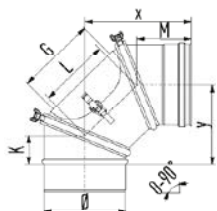
# Bends



Elbow 87° with inspection cover (T200 P1 Applications only)													Old Code MEBI 87		
Ø	80	100	113	130	150	180	200	250	300	350	400	450	500	600	
G	65	100	100	130	140	140	140	180	180	180	240	240	240	240	
K	35	40	40	45	50	55	60	70	95	95	105	130	140	160	
L	100	105	115	115	125	145	165	185	210	210	230	300	320	365	
M	80	85	85	90	95	100	105	115	140	140	150	205	215	235	
x	150	160	165	170	185	200	220	245	290	290	310	420	445	500	
y	105	115	120	125	140	160	175	200	245	245	270	345	370	425	
SAP Code	161059	161060	161061	161062	161063	161064	161065	161066	161067	161068	161069	161070	161071	161072	

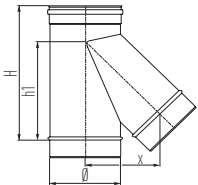


Elbow 90° with inspection cover (T200 P1 Applications only)													Old Code MEBI 90		
Ø	80	100	113	130	150	180	200	250	300	350	400	450	500	600	
G	65	100	100	130	140	140	140	180	180	180	240	240	240	240	
K	35	40	40	45	50	55	60	70	95	95	105	130	140	160	
L	100	105	115	115	125	145	165	185	210	210	230	300	320	385	
M	80	85	85	90	95	100	105	115	140	140	150	205	215	235	
x	150	160	165	170	185	200	220	245	290	290	310	420	440	495	
y	105	115	120	125	140	160	175	200	245	245	270	340	365	420	
SAP Code	161073	161074	161075	161076	161077	161078	161079	161080	161081	161082	161083	161084	161085	161086	



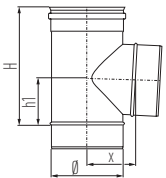
Elbow 90° with inspection cover (N1 Applications only)													Old Code MEBIC 90		
Ø				130				150				180		200	
G				130				140				140		140	
K				45				50				55		60	
L				115				125				145		165	
M				90				95				100		105	
x				170				180				203		222	
y				125				135				157		177	
SAP Code				161087				161088				161089		161090	

# Tees

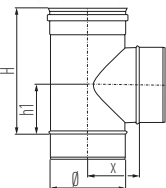


Tee-piece 45°													Old Code MET 45		
Ø	80	100	113	130	150	180	200	250	300	350	400	450	500	600	
H	340	380	420	450	450	470	470	600	690	690	890	985	985	1135	
h1	190	230	280	310	310	310	310	410	450	500	550	780	780	900	
x	115	135	145	155	165	175	185	285	340	360	425	452	463	552	
SAP Code	-	161553	161554	161555	161556	161557	161558	161559	161560	161561	161562	*	*	161565	

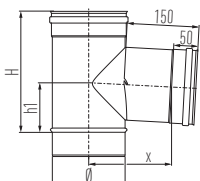
\*on request



Tee-piece 87°													Old Code MET 87		
Ø	80	100	113	130	150	180	200	250	300	350	400	450	500	600	
H	200	200	200	250	250	300	300	350	450	500	550	685	785	985	
h1	75	75	75	100	100	125	125	150	200	225	250	315	365	465	
x	65	80	85	95	105	120	130	155	185	210	235	290	315	365	
SAP Code	161566	161567	161568	161569	161570	161571	161572	161573	161574	161575	161576	161577	161578	161579	



Tee-piece 90°													Old Code MET 90		
Ø	80	100	113	130	150	180	200	250	300	350	400	450	500	600	
H	200	200	200	250	250	300	300	350	450	500	550	685	785	985	
h1	75	75	75	100	100	125	125	150	200	225	250	315	365	465	
x	60	70	75	85	95	110	120	145	170	195	220	290	315	365	
SAP Code	161580	161581	161582	161583	161584	161585	161586	161587	161588	161589	161590	161591	161592	161593	

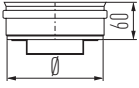


Tee-piece 87° with detachable branch (N1 Applications only)													Old Code META 87		
Ø			113			130					150			180	
H			200			250					250			300	
h1			75			100					100			125	
x			155			165					175			190	
SAP Code			161828			161829					161830			161831	

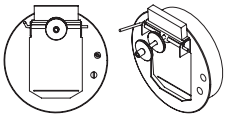
# Tees



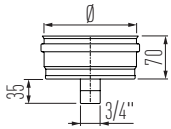
End Cap for Tee-piece											Old Code METE		
Ø	80	100	113	130	150	180	200	250	300	350	400		
SAP Code	161838	161839	161840	161841	161842	161843	161844	161845	161846	161847	161848		



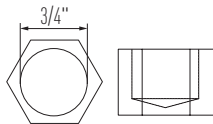
Draught Stabiliser, adjustment range from 10 till 25 Pa				Old Code MENLT	
Ø		130		150	180
SAP Code		164852		164853	164854



Draincap													Old Code MERBK				
Ø	80	100	113	130	150	180	200	250	300	350	400	450	500	600			
SAP Code	161419	161420	-	161421	161422	161423	161424	161425	161426	161427	161428	*	*	*			

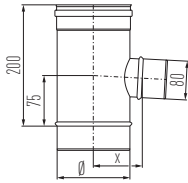


Lateral drain cap											
Int Ø	80	100	130	150	180	200	250	300	350	350	
SAP Code	174535	174536	174537	174538	174539	174540	174541	174542	174543	161233	

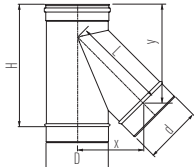


Cap		Old Code MEE 0304	
SAP Code			900012678

# Tees



Tee-piece 87°, reducing						Old Code METV08
Ø	100	130	150	180	200	250
x	75	90	100	115	125	150
SAP Code	161856	161857	161858	161859	161860	161861



Tee-piece 45°, reducing													Old Code MET 45XX
Table for H ← D = Body Ø →													
Ø	100	130	150	180	200	250	300	350	400	450	500	600	
80	380	380	380	380	380	380	380	380	380	380	380	380	
100		380	380	380	380	380	380	380	380	380	380	380	
130			450	450	450	450	450	450	450	450	450	450	
150				450	450	450	450	450	450	450	450	450	
180					470	470	470	470	470	470	470	470	
200						470	470	470	470	470	470	470	
250							470	470	470	470	470	470	
300								690	690	690	690	690	
350									690	690	690	690	
400										690	690	690	
450											950	950	
500												950	
SAP Code COA													

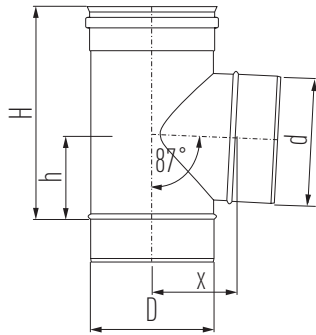
Tee-piece 45°, reducing													Old Code MET 45XX
Table for x ← D = Body Ø →													
Ø	100	130	150	180	200	250	300	350	400	450	500	600	
80	35	150	160	175	185	210	235	260	285	310	335	385	
100		157	167	182	192	217	242	267	292	317	342	392	
130			178	193	203	228	253	278	303	328	353	403	
150				200	210	235	260	285	310	335	360	410	
180					220	245	270	295	320	345	370	420	
200						252	277	302	327	352	377	427	
250							295	320	345	370	395	445	
300								338	363	388	413	463	
350									380	405	430	480	
400										423	448	498	
450											466	516	
500												533	
SAP Code COA													

Tee-piece 45°, reducing													Old Code MET 45XX
Table for L ← D = Body Ø →													
Ø	100	130	150	180	200	250	300	350	400	450	500	600	
80	191	212	226	247	261	297	332	367	403	438	474	544	
100		222	236	257	271	307	342	377	413	448	484	554	
130			251	272	286	322	357	392	428	463	499	569	
150				282	296	332	367	402	438	473	509	579	
180					311	347	382	417	453	488	524	594	
200						357	392	427	463	498	534	604	
250							417	452	488	523	559	629	
300								477	513	548	584	654	
350									538	573	609	679	
400										598	634	704	
450											659	729	
500												754	
SAP Code COA													

Tee-piece 45°, reducing													Old Code MET 45XX
Table for y ← D = Body Ø →													
Ø	100	130	150	180	200	250	300	350	400	450	500	600	
80	241	241	241	241	241	241	241	241	241	241	241	241	
100		263	263	263	263	263	263	263	263	263	263	263	
130			294	294	294	294	294	294	294	294	294	294	
150				316	316	316	316	316	316	316	316	316	
180					347	347	347	347	347	347	347	347	
200						369	369	369	369	369	369	369	
250							422	422	422	422	422	422	
300								475	475	475	475	475	
350									528	528	528	528	
400										581	581	581	
450											634	634	
500												687	
SAP Code COA													



# Tees



Tee-piece 87°, reducing		Old Code MET 87XX												
Table for H		D = Body Ø												
Ø		100	130	150	180	200	250	300	350	400	450	500	600	
80	↑ d = branch Ø	200	200	200	200	200	200	200	200	200	200	200	200	
100			200	200	200	200	200	200	200	200	200	200	200	
130				250	250	250	250	250	250	250	250	250	250	250
150					250	250	250	250	250	250	250	250	250	250
180						300	300	300	300	300	300	300	300	300
200							300	300	300	300	300	300	300	300
250								350	350	350	350	350	350	350
300									450	450	450	450	450	450
350										500	500	500	500	500
400											550	550	550	550
450											630	630	630	
500												680	680	

SAP Code COA

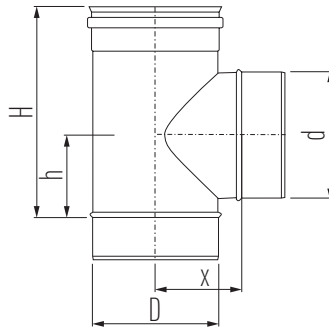
Tee-piece 87°, reducing		Old Code MET 87XX											
Table for x		D = Body Ø											
Ø		100	130	150	180	200	250	300	350	400	450	500	600
80	↑ d = branch Ø	80	95	105	120	130	155	180	205	230	255	280	330
100			95	105	120	130	155	180	205	230	255	280	330
130				105	120	130	155	180	205	230	255	280	330
150					120	130	155	180	205	230	255	280	330
180						130	155	180	205	230	255	280	330
200							155	180	205	230	255	280	330
250								180	205	230	255	280	330
300									205	230	255	280	330
350										230	255	280	330
400											255	280	330
450											280	330	
500												330	

SAP Code COA

Tee-piece 87°, reducing		Old Code MET 87XX											
Table for h		D = Body Ø											
Ø		100	130	150	180	200	250	300	350	400	450	500	600
80	↑ d = branch Ø	75	75	75	75	75	75	75	75	75	75	75	75
100			75	75	75	75	75	75	75	75	75	75	75
130				100	100	100	100	100	100	100	100	100	100
150					100	100	100	100	100	100	100	100	100
180						125	125	125	125	125	125	125	125
200							125	125	125	125	125	125	125
250								150	150	150	150	150	150
300									200	200	200	200	200
350										225	225	225	225
400											250	250	250
450											290	290	
500												315	

SAP Code COA

# Tees



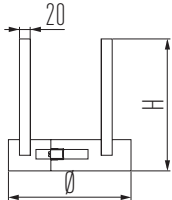
Tee-piece 90°, reducing												Tee-piece 90°, reducing													
Old Code MET 90XX												Old Code MET 90XX													
Table for H						D = Body Ø						Table for x						D = Body Ø							
Ø	100	130	150	180	200	250	300	350	400	450	500	600	Ø	100	130	150	180	200	250	300	350	400	450	500	600
80	200	200	200	200	200	200	200	200	200	200	200	200	80	80	95	105	120	130	155	180	205	230	255	280	330
100		200	200	200	200	200	200	200	200	200	200	200	100		95	105	120	130	155	180	205	230	255	280	330
130			250	250	250	250	250	250	250	250	250	250	130			105	120	130	155	180	205	230	255	280	330
150				250	250	250	250	250	250	250	250	250	150				120	130	155	180	205	230	255	280	330
180					300	300	300	300	300	300	300	300	180					130	155	180	205	230	255	280	330
200						300	300	300	300	300	300	300	200						155	180	205	230	255	280	330
250							350	350	350	350	350	350	250							180	205	230	255	280	330
300								450	450	450	450	450	300								205	230	255	280	330
350									500	500	500	500	350									230	255	280	330
400										550	550	550	400										255	280	330
450											630	630	450											280	330
500												680	500												330
SAP Code COA												SAP Code COA													

Tee-piece 90°, reducing												Tee-piece 90°, reducing													
Old Code MET 90XX												Old Code MET 90XX													
Table for h						D = Body Ø						Table for h						D = Body Ø							
Ø	100	130	150	180	200	250	300	350	400	450	500	600	Ø	100	130	150	180	200	250	300	350	400	450	500	600
80	75	75	75	75	75	75	75	75	75	75	75	75	80	75	75	75	75	75	75	75	75	75	75	75	75
100		75	75	75	75	75	75	75	75	75	75	75	100		75	75	75	75	75	75	75	75	75	75	75
130			100	100	100	100	100	100	100	100	100	100	130			100	100	100	100	100	100	100	100	100	100
150				100	100	100	100	100	100	100	100	100	150				100	100	100	100	100	100	100	100	100
180					125	125	125	125	125	125	125	125	180					125	125	125	125	125	125	125	125
200						125	125	125	125	125	125	125	200						125	125	125	125	125	125	125
250							150	150	150	150	150	150	250							150	150	150	150	150	150
300								200	200	200	200	200	300								200	200	200	200	200
350									225	225	225	225	350									225	225	225	225
400										250	250	250	400										250	250	250
450											290	290	450											290	290
500												315	500												315
SAP Code COA												SAP Code COA													

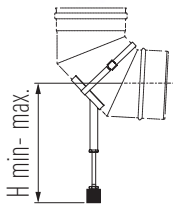
# Support Components



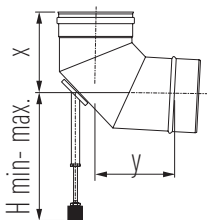
Spacer Band											Old Code MEAH		
Ø	80	100	113	130	150	180	200	250	300	350	400	500	600
H	170	170	170	170	170	170	170	190	190	190	190	190	190
SAP Code	160925	160926	160927	160928	160929	160930	160931	160932	160933	160934	160935	*	*



Support Band for Elbow 87°							Old Code MEBBS	
Ø	80	100	113	130	150	180		
H min	130	130	130	130	130	130		
H max	200	200	200	200	200	200		
SAP Code	161107	161108	161109	161110	161111	161112		



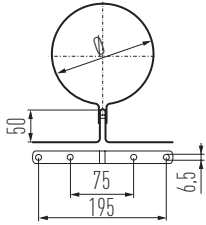
Support with Elbow 87°						Old Code MEBBS	
Ø	200	250	300	350	400		
Hmin	210	210	210	210	210		
Hmax	235	235	235	235	235		
x	220	245	290	290	310		
y	175	200	245	245	270		
SAP Code	161045	161046	161047	161048	161049		



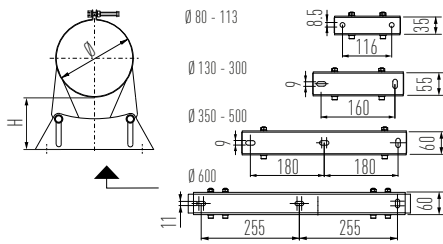
# Support Components



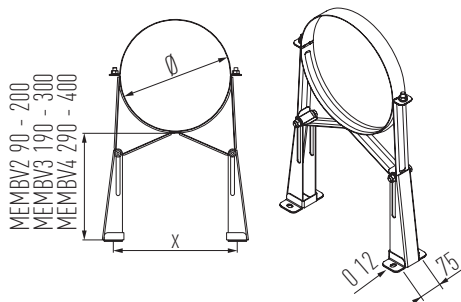
Mounting Band								Old Code MEEB	
Ø	80	100	113	130	150	180	200	250	
SAP Code	161156	161157	164831	161158	161159	161160	161161	161162	



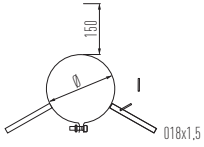
Wall Band Adjustable														Old Code MEMB		
Ø	80	100	113	130	150	180	200	250	300	350	400	450	500	600		
H	25-50	25-50	25-50	50-90	50-90	50-90	50-90	50-90	50-90	50-90	50-90	50-90	50-90	50-90		
SAP Code	161363	161364	161365	161366	161367	161368	161369	161370	161371	161372	161373	161374	161375	161376		



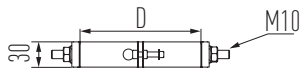
Wall Band Adjustable										
Ø	150	180	200	250	300	350	400	450	500	600
x	180	210	230	280	330	380	430	480	510	610
Old Code										MEMBV2 90 - 200
SAP Code	*	*	164847	161380	*	*	*	*	*	*
Old Code										MEMBV3 190 - 300
SAP Code	*	*	*	*	*	*	*	*	*	*
Old Code										MEMBV4 290 - 400
SAP Code	*	*	*	*	*	*	*	*	*	*



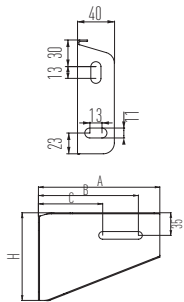
# Support Components



Shaft Support							Old Code MESZ	
Ø	80	100	113	130	150	180	200	
SAP Code	161546	161547	161548	161549	161550	161551	161552	



Band for Wall Support												Old Code MEMO			
Ø	80	100	113	130	150	180	200	250	300	350	400	450	500	600	
D	80	100	113	130	150	180	200	250	300	350	400	450	500	600	
SAP Code	161390	161391	161392	161393	161394	161395	161396	161397	161398	161399	*	*	*	*	



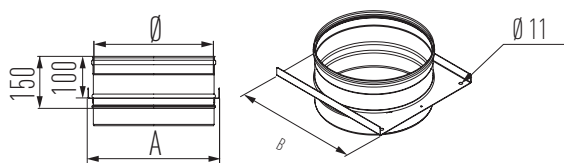
Side Plates for MEMO (50-90mm)								Old Code MEOL 1		
Ø	80	100	113	130	150	180	200	250	300	
A	170	170	185	185	220	220	220	285	285	
B	140	140	155	155	190	190	190	255	255	
C	90	90	105	105	125	125	125	130	130	
H	125	125	140	140	170	170	170	230	230	
SAP Code	164865	164866	164867	164868	164869	164870	164871	164872	164873	

Side Plates for MEMO (90-200mm)								Old Code MEOL 2		
Ø	80	100	113	130	150	180	200	250	300	
A	285	285	295	295	315	335	335	370	395	
B	255	255	265	265	285	305	305	340	365	
C	130	130	145	145	165	180	180	215	240	
H	230	230	235	235	255	275	275	305	325	
SAP Code	164874	164875	164876	164877	164878	164879	164880	164881	164882	

# Support Components

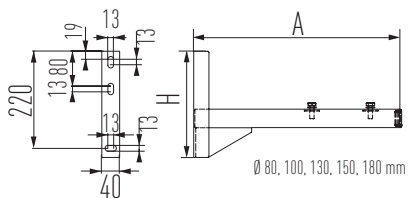


Wall Support Element				Old Code MEAPO	
Ø	350	400	450	500	600
A	385	435	485	535	585
B	435	485	535	585	685
SAP Code	160958	160959	160960	160961	160962



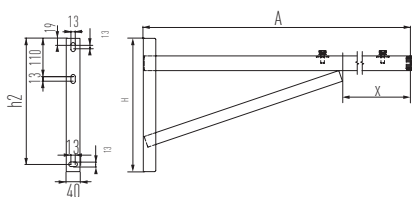
Support Heavy (pair) for MEBP/MEAPO (50 - 200 mm)														Old Code MEOH 2	
Ø	80	100	130	150	180	200	250	300	350	400	450	500	600		
A	475	475	475	475	475	600	600	600	740	740	740	915	915		
H	240	240	240	240	240	330	330	330	330	330	330	380	380		
h2	-	-	-	-	-	-	310	310	310	310	310	360	360		
x	-	-	-	-	-	-	270	270	330	330	330	355	355		
SAP Code	*	*	*	*	*	*	*	*	164855	164856	164857	164858	164859		

x = Max. distance to cut



Support Heavy (pair) for MEBP/MEAPO (200 - 400 mm)														Old Code MEOH 4	
Ø	80	100	130	150	180	200	250	300	350	400	450	500	600		
A	600	600	600	600	740	740	740	740	915	915	915	1090	1090		
H	330	330	330	330	330	330	330	330	380	380	380	430	430		
h2	310	310	310	310	310	310	310	310	360	360	360	410	410		
x	270	270	270	270	330	330	330	330	355	355	355	350	350		
SAP Code	*	*	*	*	*	*	*	*	164860	164861	164862	164863	164864		

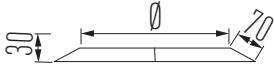
x = Max. distance to cut



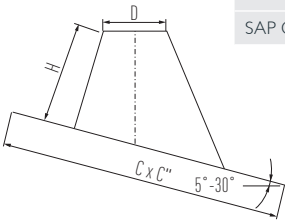
# Flashings



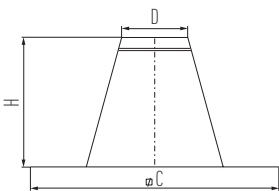
Storm collar													Old Code MES		
Ø	80	100	113	130	150	180	200	250	300	350	400	450	500	600	
A	205	225	255	255	275	305	325	375	425	475	525	575	625	725	
SAP Code	161440	161441	164885	161442	161443	161444	161445	161446	164886	164887	164888	166447	166896	166899	



Slope Roof Flashing 5° - 30°													Old Code MEDH		
Ø	80	100	113	130	150	180	200	250	300	350	400	500	600		
D	105	125	155	155	185	205	255	305	355	405	455	505	605		
C	465	500	520	520	550	575	630	685	740	795	850	890	990		
C"	455	490	500	500	530	550	600	655	705	760	810	860	960		
H	130	140	150	155	160	160	170	175	185	195	200	210	220		
SAP Code	*	*	*	*	164814	*	*	161131	*	*	*	*	*		



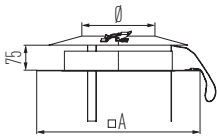
Flat Roof Flashing													Old Code MEDP		
Ø	80	100	113	130	150	180	200	250	300	350	400	500	600		
D	90	110	140	160	190	210	240	310	360	410	460	510	610		
C	370	390	420	440	470	490	520	590	640	690	740	790	890		
H	200	200	200	315	315	315	315	315	315	315	315	315	315		
SAP Code	161149	161150	*	161151	164815	164816	164817	164818	164819	164820	164821	161852	161853		



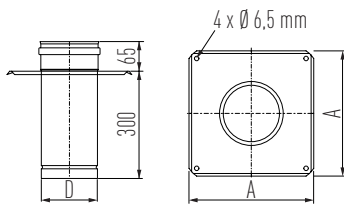
# Terminals



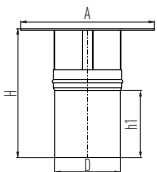
Shaft Cover Plate with Ventilation													Old Code MESAD		
Ø	80	100	113	130	150	180	200	250	300	350	400	450	500	600	
A	335	335	335	335	335	425	425	425	665	665	665	715	765	865	
SAP Code	161450	161451	161452	161453	161454	161455	161456	161457	161458	161459	161460	*	*	*	



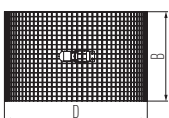
Cover Plate (N1 Applications only)												Old Code MEAP		
Ø	113	130	150	180	200	250	300	350	400	450	500	600		
A	335	335	335	500	500	500	665	665	665	715	715	715		
D	108	125	145	175	195	245	295	345	395	445	495	595		
SAP Code	160939	160340	160941	160942	160943	160944	160945	165801	165802	160946	160947	160948		



Cap					Old Code MEMS	
Ø		130		150		200
A		285		330		440
D		127		147		197
H		330		370		475
h1		195		225		300
SAP Code		164848		164849		164850
						164851

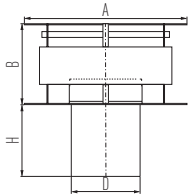


Spark Arrester Mesh				Old Code MEVV	
Ø		130		150	200
D		210		240	290
B		135		160	190
SAP Code		164891		164892	164893

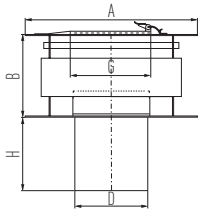




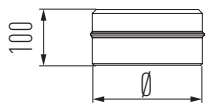
# Terminals



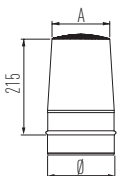
All Weather Cap												Old Code MEK		
Ø	80	100	113	130	150	180	200	250	300	350	400	500	600	
A	175	220	285	330	395	440	550	660	770	880	890	990	1190	
B	90	110	145	165	200	220	275	330	385	440	860	910	960	
D	78	98	127	147	177	197	247	297	347	397	447	497	597	
H	120	150	195	210	270	300	375	450	525	600	625	750	900	
SAP Code	161211	161212	161213	161214	161215	161216	161217	161218	161219	161220	161221	161222	161223	



All Weather Cap with Inspection													Old Code MEKR		
Ø	80	100	113	130	150	180	200	250	300	350	400	450	500	600	
A	175	220	285	285	330	395	440	550	660	770	880	890	990	1190	
B	90	110	145	145	165	200	220	275	330	385	440	860	910	1190	
D	78	98	110	127	147	177	197	247	297	347	397	447	497	597	
SAP Code	161312	161313	161314	161315	161316	161317	161318	161319	161320	161321	161322	161323	161324	161325	

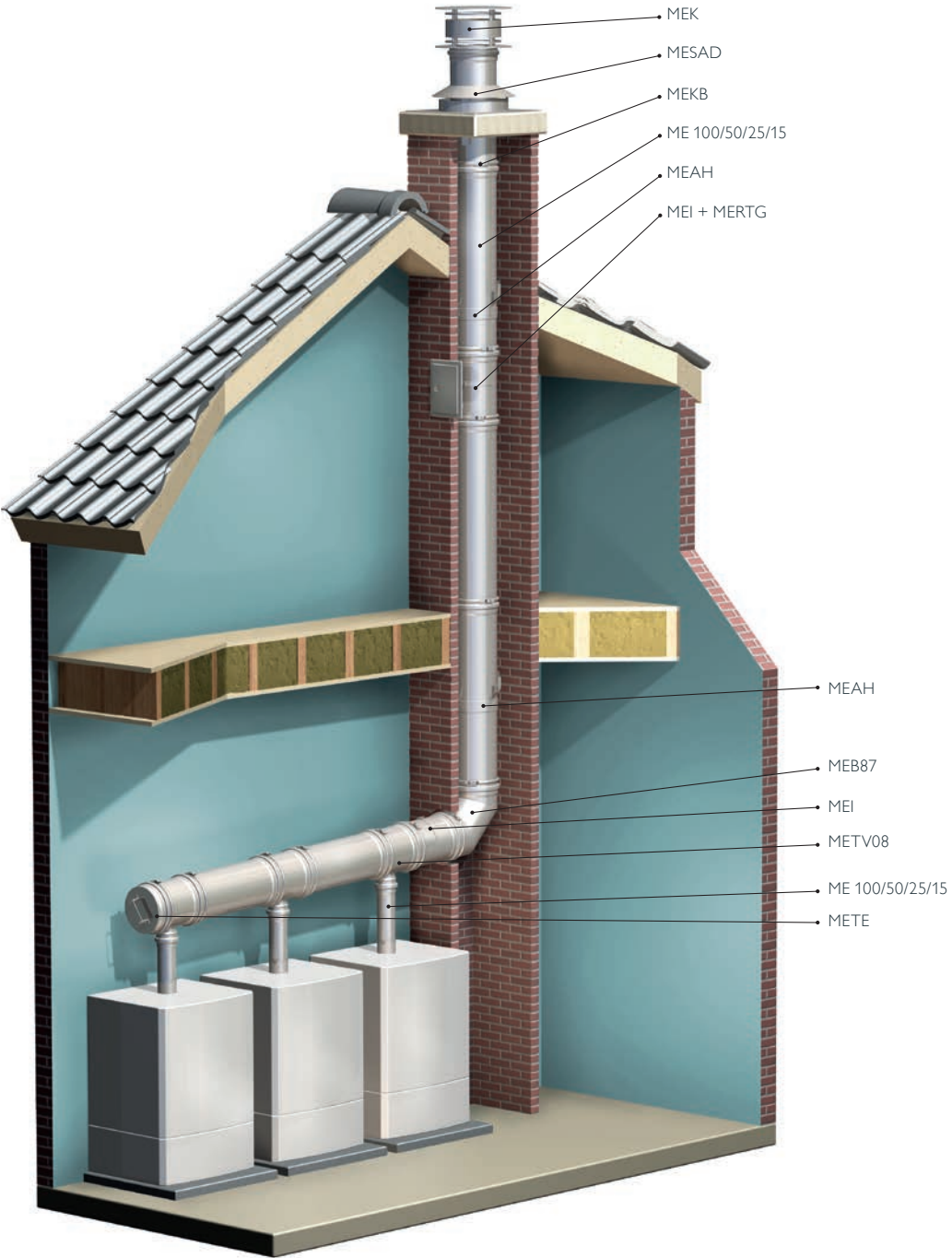


Top Stub												Old Code MEMA	
Ø	80	100	113	130	150	180	200	250	300	350	400		
SAP Code	161331	161332	161333	161334	161335	161336	161337	161338	161339	161340	161341		

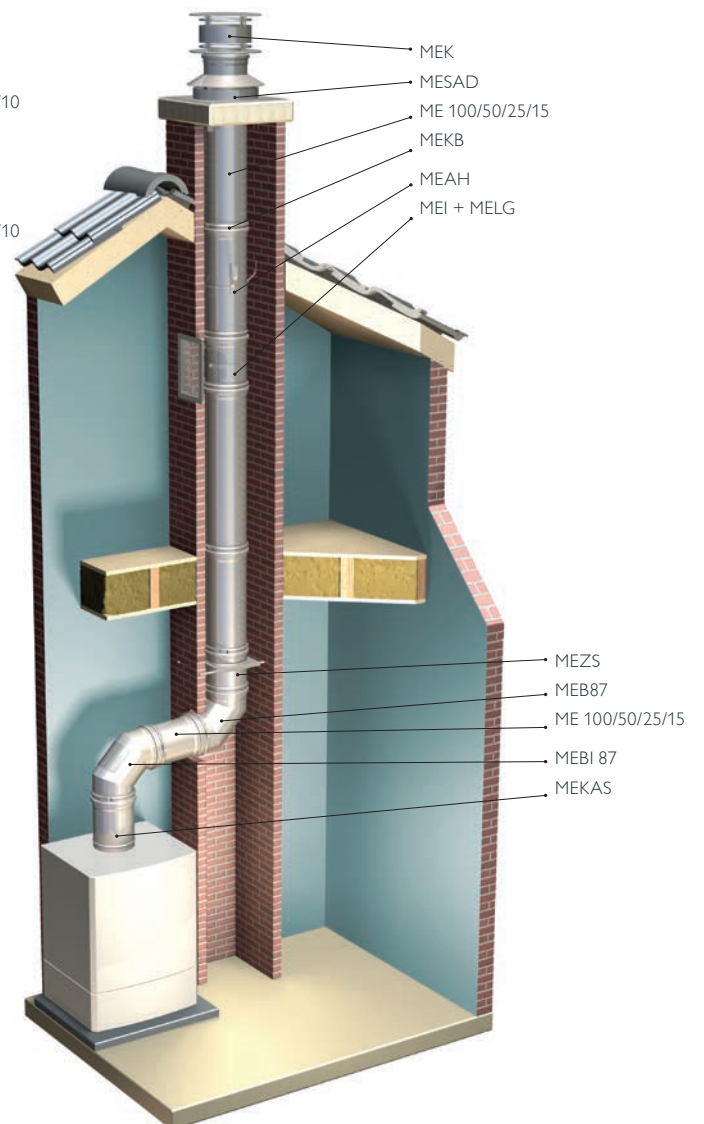
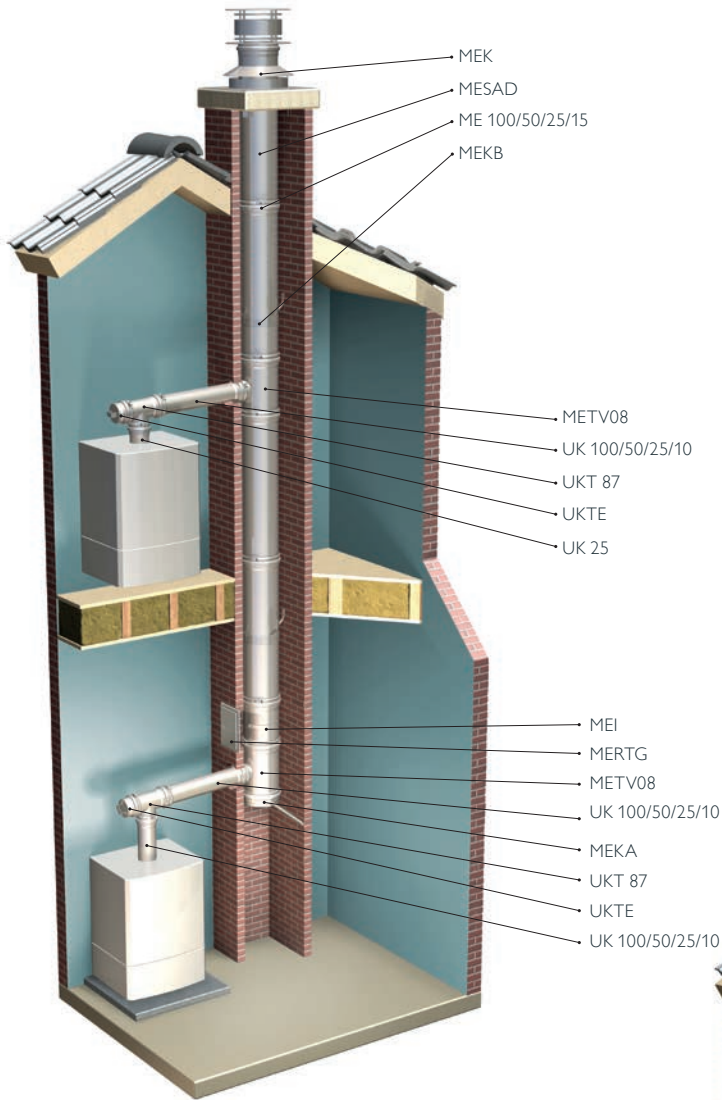


Top Stub with Mesh												Old Code MEMAG	
Ø	80	100	113	130	150	180	200	250	300	350	400		
A	60	80	95	110	130	160	180	230	280	330	380		
SAP Code	161342	161343	161344	161345	161346	161347	161348	161349	161350	161351	161352		

# Typical Installation



# Typical Installation





**Ontop Metaloterm**  
Schiedel Chimney Systems  
Crowther Estate, Washington  
Tyne & Wear NE38 0AQ  
Tel. +44 (0)191 416 1150

[info.uk@metaloterm.com](mailto:info.uk@metaloterm.com)  
[Metaloterm.com](http://Metaloterm.com)

A **stañdard**  
INDUSTRIES COMPANY